



Cut and Paste Phonics BOOK 1



Single Sounds

Foundation

<p>My Mini Aa Book</p>		<p>My Mini Cc Book</p>
	<p>My Mini Bb Book</p>	



By Debra Hawthorne



Title:
**Cut And Paste Phonics
Book 1 Single Sounds**
© 2013 Ready-Ed Publications
Printed in Australia
Author: Debra Hawthorne
Illustrators:
Terry Allen, Melinda Brezmen,
Kathryn Bryce, Alison Mutton

Acknowledgements

- i. Clip art images have been obtained from Microsoft Design Gallery Live and are used under the terms of the End User License Agreement for Microsoft Word 2000. Please refer to www.microsoft.com/permission.

Copyright Notice

The purchasing educational institution and its staff have the right to make copies of the whole or part of this book, beyond their rights under the Australian Copyright Act 1968 (the Act), provided that:

1. *The number of copies does not exceed the number reasonably required by the educational institution to satisfy its teaching purposes;*
2. *Copies are made only by reprographic means (photocopying), not by electronic/digital means, and not stored or transmitted;*
3. *Copies are not sold or lent;*
4. *Every copy made clearly shows the footnote, 'Ready-Ed Publications.'*

Any copying of this book by an educational institution or its staff outside of this blackline master licence may fall within the educational statutory licence under the Act.

The Act allows a maximum of one chapter or 10% of the pages of this book, whichever is the greater, to be reproduced and/or communicated by any educational institution for its educational purposes provided that

educational institution (or the body that administers it) has given a remuneration notice to Copyright Agency Limited (CAL) under Act.

For details of the CAL licence for educational institutions contact:

Copyright Agency Limited
Level 19, 157 Liverpool Street
Sydney NSW 2000
Telephone: (02) 9394 7600
Facsimile: (02) 9394 7601
E-mail: info@copyright.com.au

Reproduction and Communication by others

Except as otherwise permitted by this blackline master licence or under the Act (for example, any fair dealing for the purposes of study, research, criticism or review) no part of this book may be reproduced, stored in a retrieval system, communicated or transmitted in any form or by any means without prior written permission. All inquiries should be made to the publisher at the address below.



Published by:

Ready-Ed Publications
PO Box 276 Greenwood WA 6024
www.readyed.net
info@readyed.com.au

ISBN: 978 1 86397 867 5



Contents

Teachers' Notes	4-5
Curriculum Links	6
The Letter Aa	7-8
The Letter Bb	9-10
The Letter Cc	11-12
The Letter Dd	13-14
The Letter Ee	15-16
The Letter Ff	17-18
The Letter Gg	19-20
The Letter Hh	21-22
The Letter Ii	23-24
The Letter Jj	25-26
The Letter Kk	27-28
The Letter Ll	29-30
The Letter Mm	31-32
The Letter Nn	33-34
The Letter Oo	35-36
The Letter Pp	37-38
The Letter Qq	39-40
The Letter Rr	41-42
The Letter Ss	43-44
The Letter Tt	45-46
The Letter Uu	47-48
The Letter Vv	49-50
The Letter Ww	51-52
The Letter Xx	53-54
The Letter Yy	55-56
The Letter Zz	57-58
My Mini Book	59

Teachers' Notes

Single Sounds is the first book in a series of four entitled *Cut and Paste Phonics*. This book has been created for students in Kindy and Pre-Primary, and is designed to be used in conjunction with any regular class spelling program.

Each task has been carefully constructed to help lower primary students recognise, using pictorial clues, the relationship between letters and sounds. The cut and paste aspect of the book not only offers an alternative to written worksheets, but also encourages children to become more dextrous with scissors.

Every book in the *Cut and Paste Phonics* series provides worksheets which:

- are fun for students;
- focus on letter sound knowledge;
- can help strengthen fine motor skills (e.g. cutting, pasting and hand-eye coordination skills);
- require students to listen to and follow a set of instructions;
- follow a similar structure - so that students can complete activities independently.

The activities in the series could be:

- completed in a class literacy centre;
- completed by the whole class or in small groups;
- used to complement a regular spelling program for independent workers;
- given as additional support activities to older students;
- given as revision or assessment;
- used as part of the class homework program;
- used for individual tutoring.

The list below outlines activities that you could give to students who are early finishers. These activities complement the tasks in the *Cut and Paste Phonics* series:

- cut and paste pictures from magazines to match the sounds;
- cut and paste letters from magazines to make spelling words;
- rainbow spelling (write each letter in a different colour);
- fancy words (be creative with writing);
- spiral spelling (turn your page to landscape and write out your words in a spiral);
- draw pictures to match spelling words;
- type your words into a computer program and add graphics to match;
- write each word into a sentence.

Most importantly...
kids love to colour, cut and paste - cutting and pasting is fun.

Teachers' Notes

The instructions on each page contain symbols, so that students understand what they are being asked to do. Once you have explained what each symbol represents, the students should be able to complete all of the tasks independently.



colour



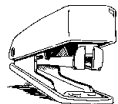
glue



cut



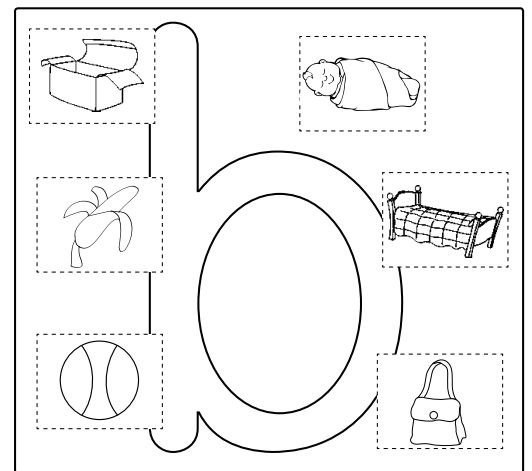
read



staple

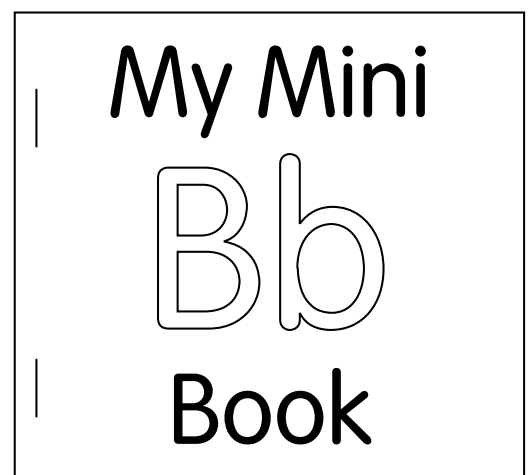
The students are repetitively asked to identify pictures that begin with a specific letter's sound, then cut and paste these pictures around a big letter. It may be useful to enlarge these sheets to A3 size. Additional activities using the big letter as a template are:

- cut and paste pictures from magazines around the big letter;
- write or cut and paste letters found in magazines around the big letter;
- find words from around the classroom to write inside or around the big letter;
- use a combination of activities to create a group work poster of the big letter.



Students are frequently asked to make a mini book. This means that they are required to staple their sheets of paper together to create a little book that can be read to a friend, stuck into a workbook or sent home. Additional activities using the blank mini book as a template are:

- students create their own mini book based on the theme: is for ;
- create an alphabet book of known letters for each student. Add letters as they become known.



Curriculum Links

Book	Year	Curriculum Links	Contents
Book 1 Single Sounds	Foundation	Expressing and developing ideas (ACELA1758) Sound and letter knowledge (ACELA1439) (ACELA1440) Creating texts (ACELY1653)	a, b, c, d, e, f, g, h, i, j, k, l, m, n, o, p, q, r, s, t, u, v, w, x, y, z
Book 2 Blends	Year 1 Year 2	Expressing and developing ideas (ACELA1778) Sound and letter knowledge (ACELA1458) Expressing and developing ideas (ACELA1471)	br, dr, cr, fr, gr, pr, tr, sp, st, sc, sk, sm, sn, sw, bl, pl, gl, cl, fl, sl, sw
Book 3 Long Vowel Sounds	Year 1 Year 2	Expressing and developing ideas (ACELA1778) Sound and letter knowledge (ACELA1458) Expressing and developing ideas (ACELA1471) Sound and letter knowledge (ACELA1474)	Long a (ai, ay, a_e) Long e (ee, ea, ey, y) Long i (ie, igh, y, i_e) Long o (oa, ow, o_e) Long u (ew, ue, oo, u_e)
Book 4 More Sounds	Year 1 Year 2	Sound and letter knowledge (ACELA1458) Expressing and developing ideas (ACELA1471) Sound and letter knowledge (ACELA1474)	ch, sh, wh, qu, ph, th, ck, silent k, silent b, silent w, oi, oy, er, ur, ir, or, au, aw










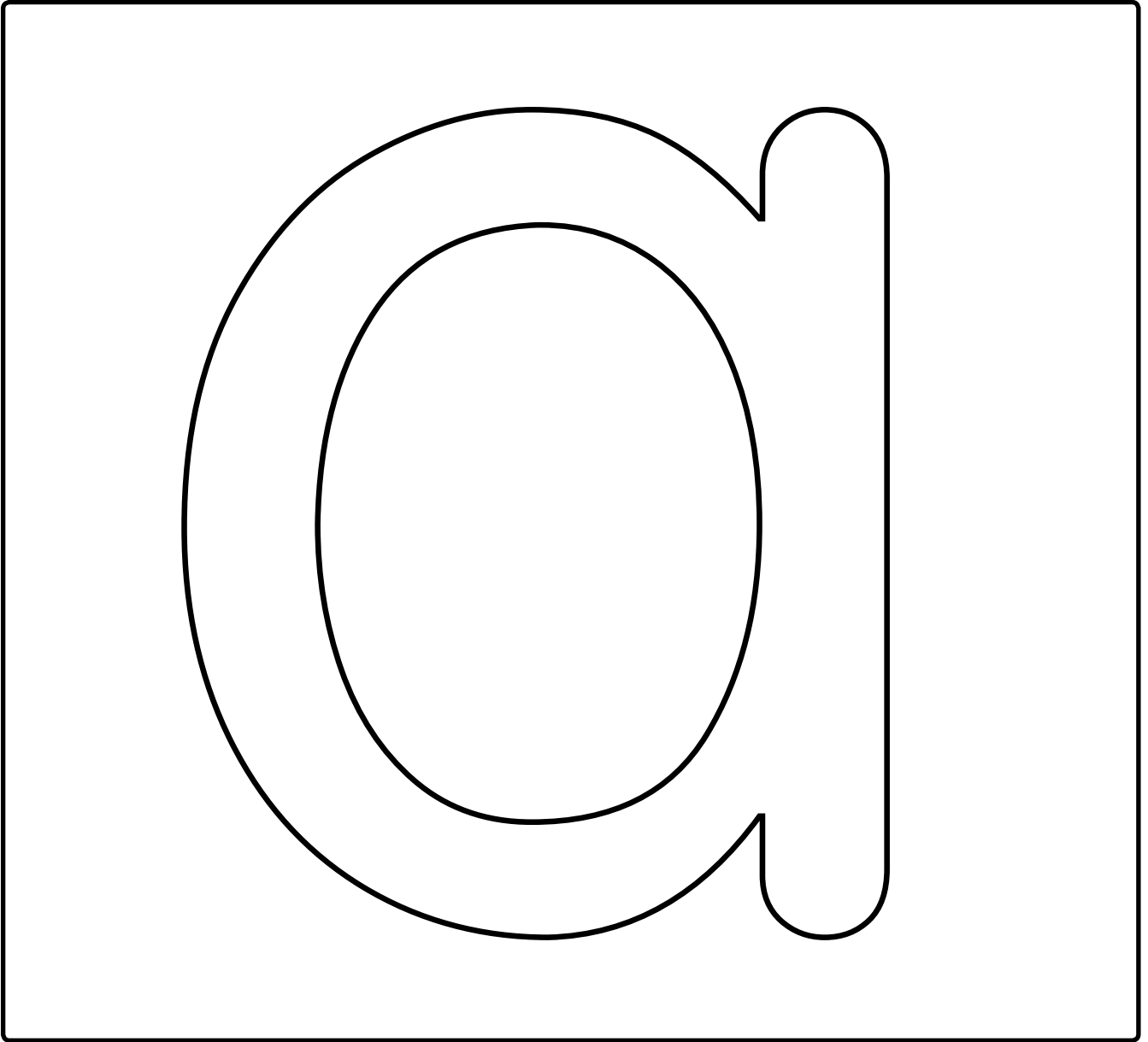
and





the pictures that begin with "a" around the



Not all of the pictures begin with "a".



Fill in the missing parts.   and  the pages together to create a mini book.  your mini book to a friend.

My Mini

Aa


Book

a is for




astronaut

a is for



__xe

a is for



__rrow

a is for

__pple

a is for

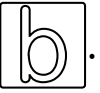






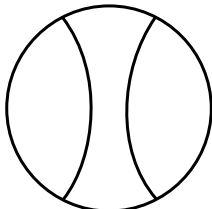

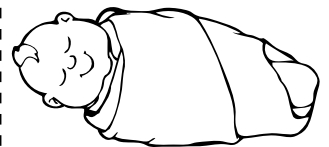
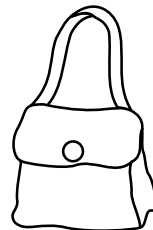
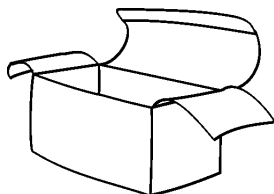


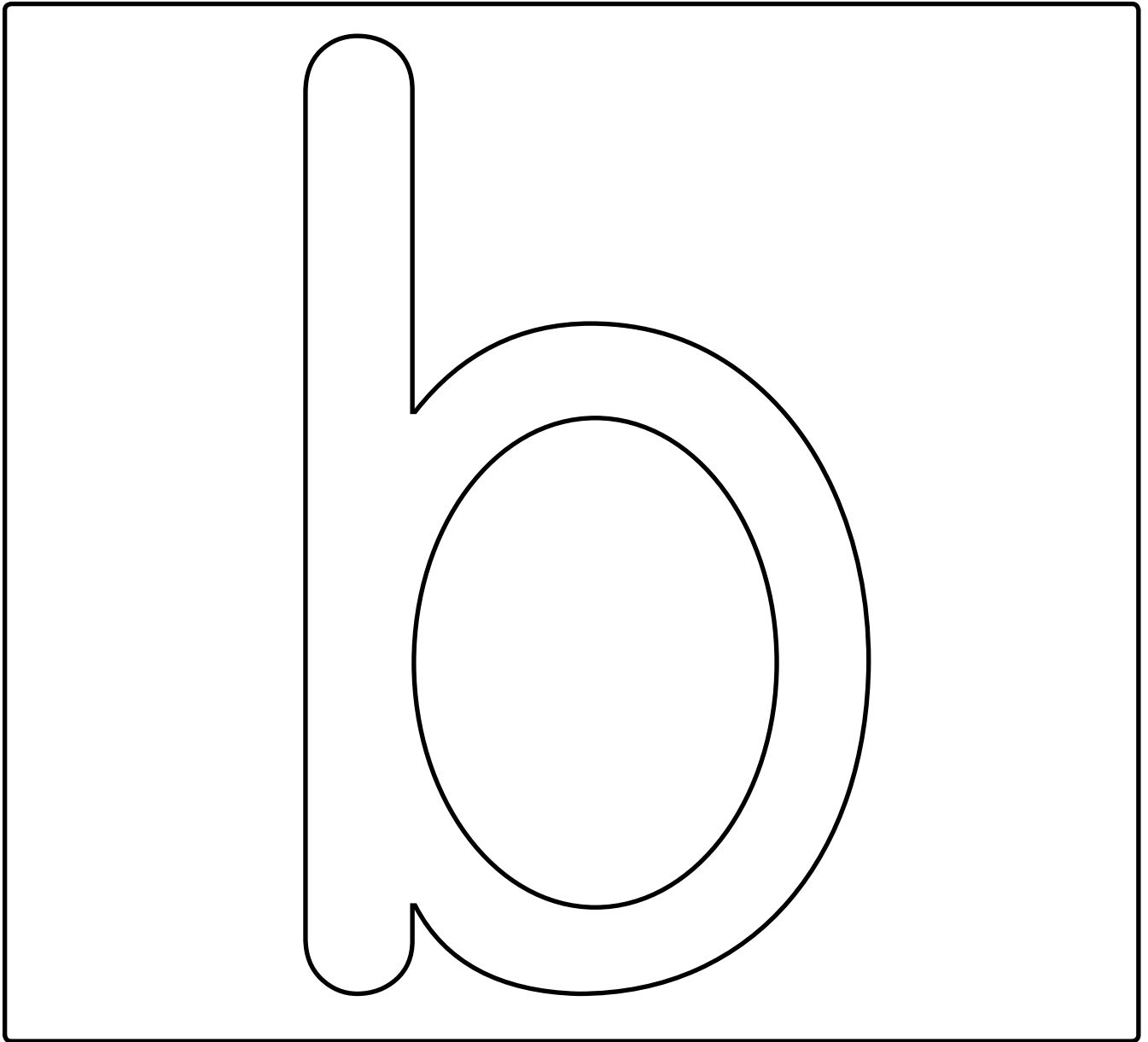
and






the pictures that begin with "b" around the



Not all of the pictures begin with "b".



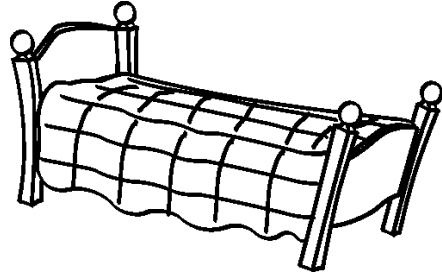
Fill in the missing parts.   and  the pages together to create a mini book.  your mini book to a friend.

My Mini

Bb

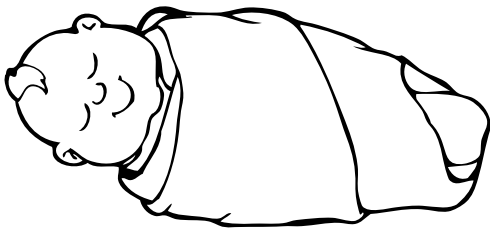
Book

b is for



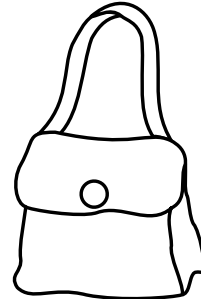
bed

b is for



__aby

b is for



__ag

b is for

__all

b is for

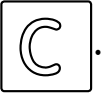




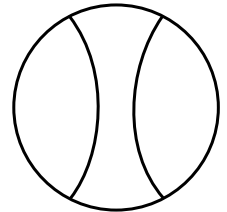


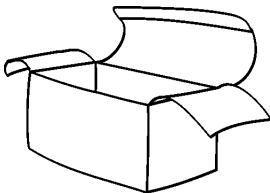






and




the pictures that begin with "c" around the



Not all of the pictures begin with "c".




Fill in the missing parts.   and  the pages together to create a mini book.  your mini book to a friend.

My Mini

Cc


Book

c is for




computer

c is for



___ ar

c is for



___ ow

c is for

___ at

c is for







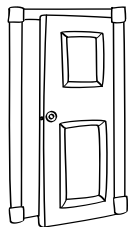



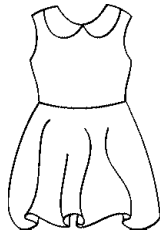


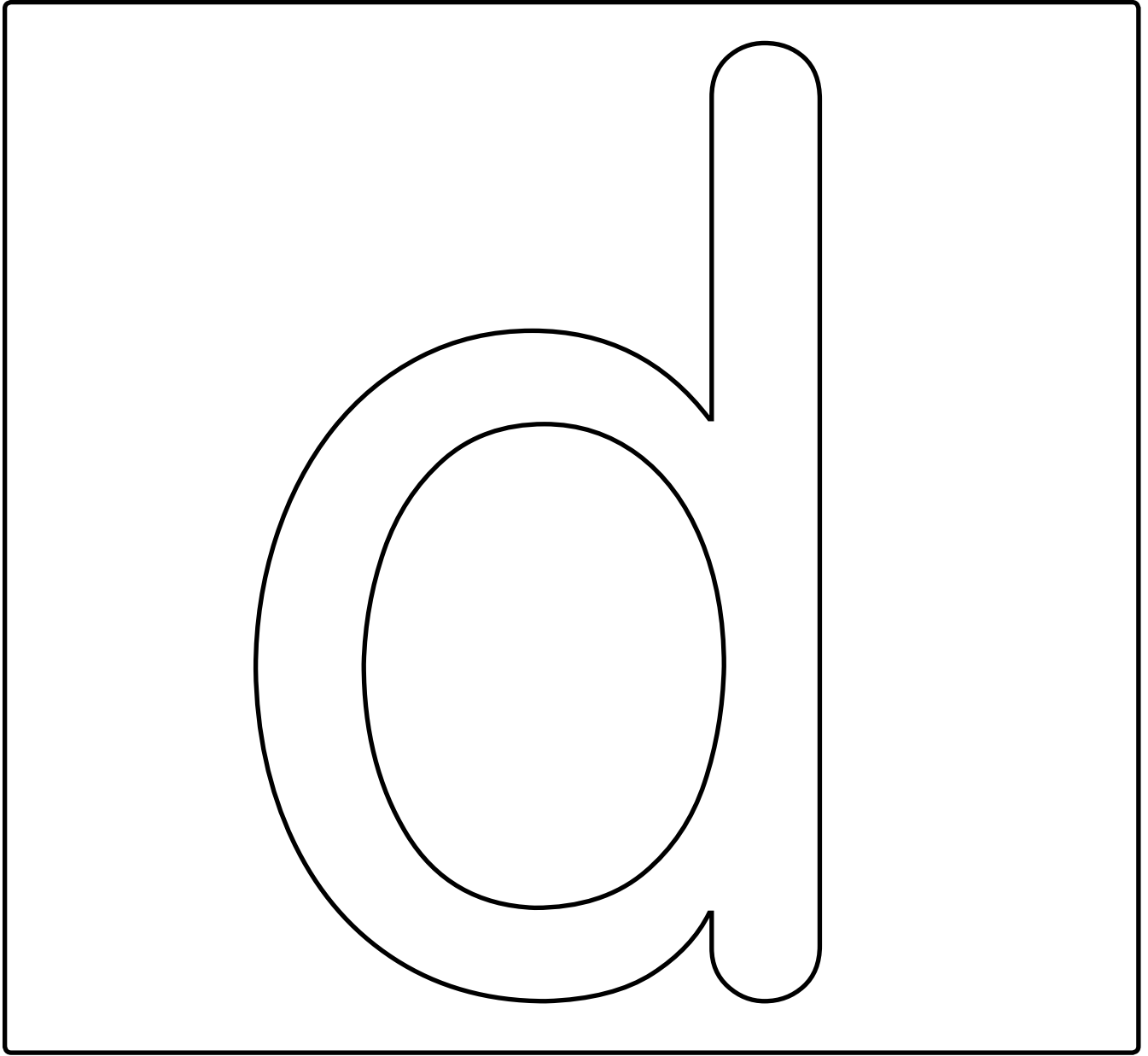
and


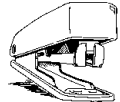


the pictures that begin with "d" around the



Not all of the pictures begin with "d".




Fill in the missing parts.   and  the pages together to create a mini book.  your mini book to a friend.

My Mini

Dd


Book

d is for




dragon

d is for



__esk

d is for




__ress

d is for

__uck

d is for


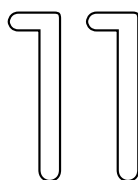





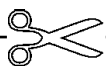








and the pictures that begin with "e" around the



Not all of the pictures begin with "e".




Fill in the missing parts.   and  the pages together to create a mini book.  your mini book to a friend.

My Mini

Ee


Book

e is for




echidna

e is for



___gg carton

e is for



___lephant

e is for

___gg

e is for








and



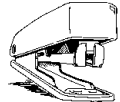


the pictures that begin with "f" around the



Not all of the pictures begin with "f".




Fill in the missing parts.   and  the pages together to create a mini book.  your mini book to a friend.

My Mini

Ff

Book

f is for




flower

f is for

5

__ive

f is for



__ish

f is for

__rog

f is for












and





the pictures that begin with "g" around the



Not all of the pictures begin with "g".




Fill in the missing parts.   and  the pages together to create a mini book.  your mini book to a friend.

My Mini

Gg


Book

g is for



goat

g is for



__uitar

g is for




__ift

g is for

__irl

g is for

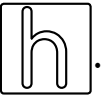







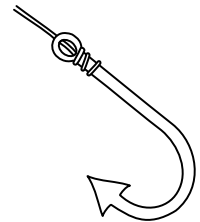




and


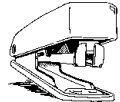



the pictures that begin with "h" around the



Not all of the pictures begin with "h".




Fill in the missing parts.   and  the pages together to create a mini book.  your mini book to a friend.

My Mini

Hh


Book

h is for



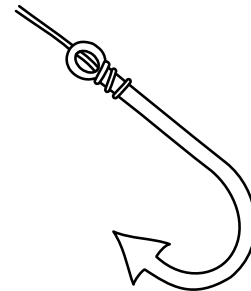
heart

h is for



__ at

h is for





__ ook

h is for

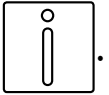
__ and

h is for



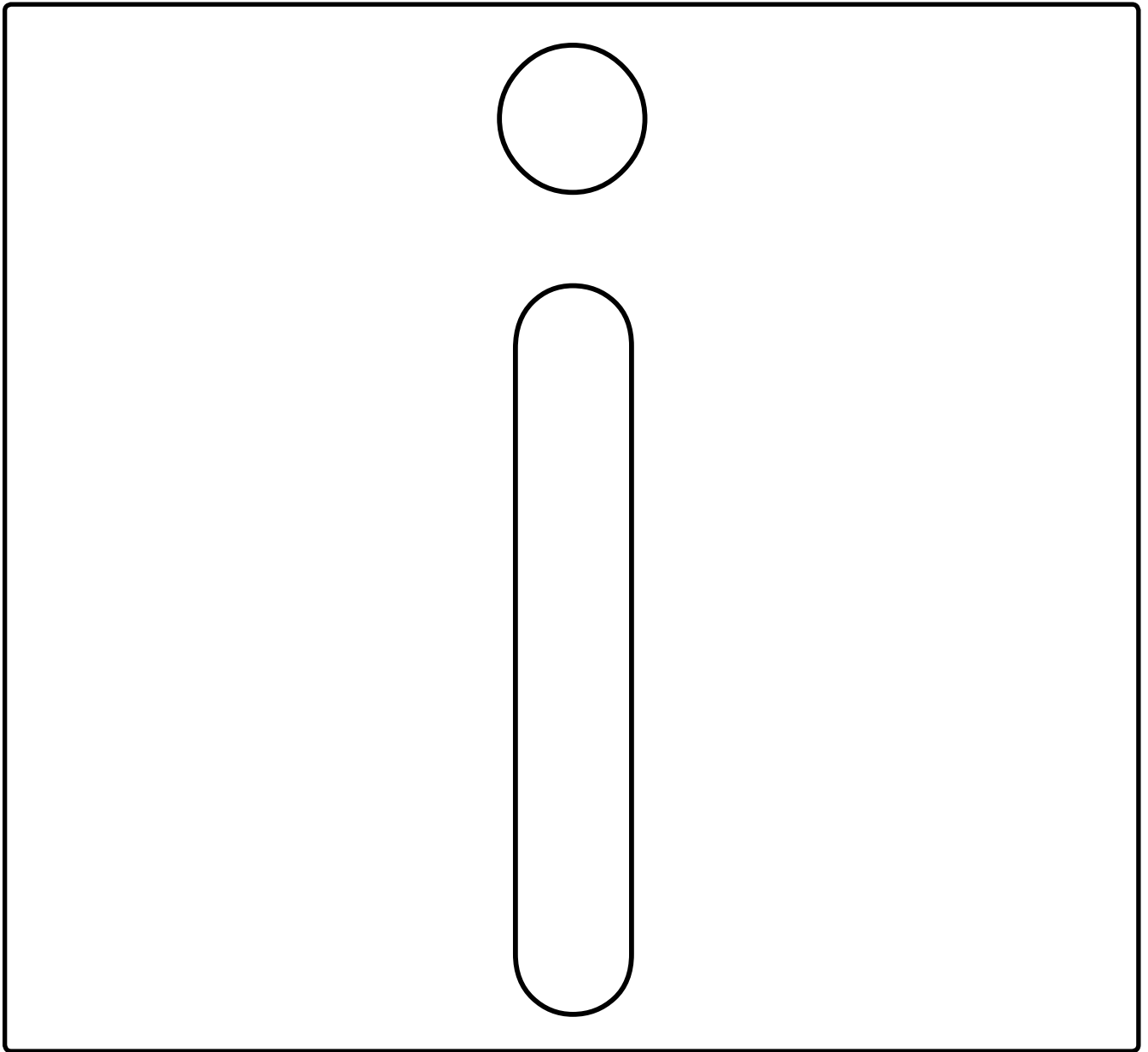




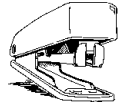



and the pictures that begin with "i" around the

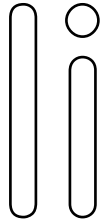


Not all of the pictures begin with "i".




Fill in the missing parts.   and  the pages together to create a mini book.  your mini book to a friend.

My Mini




Book

i is for



iguana

i is for



___nsect

i is for




___nvite

i is for

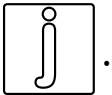
___gloo

i is for





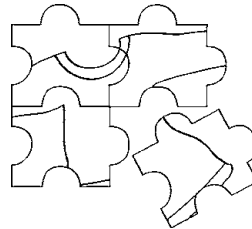
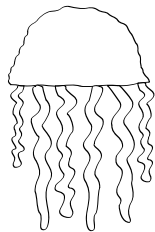


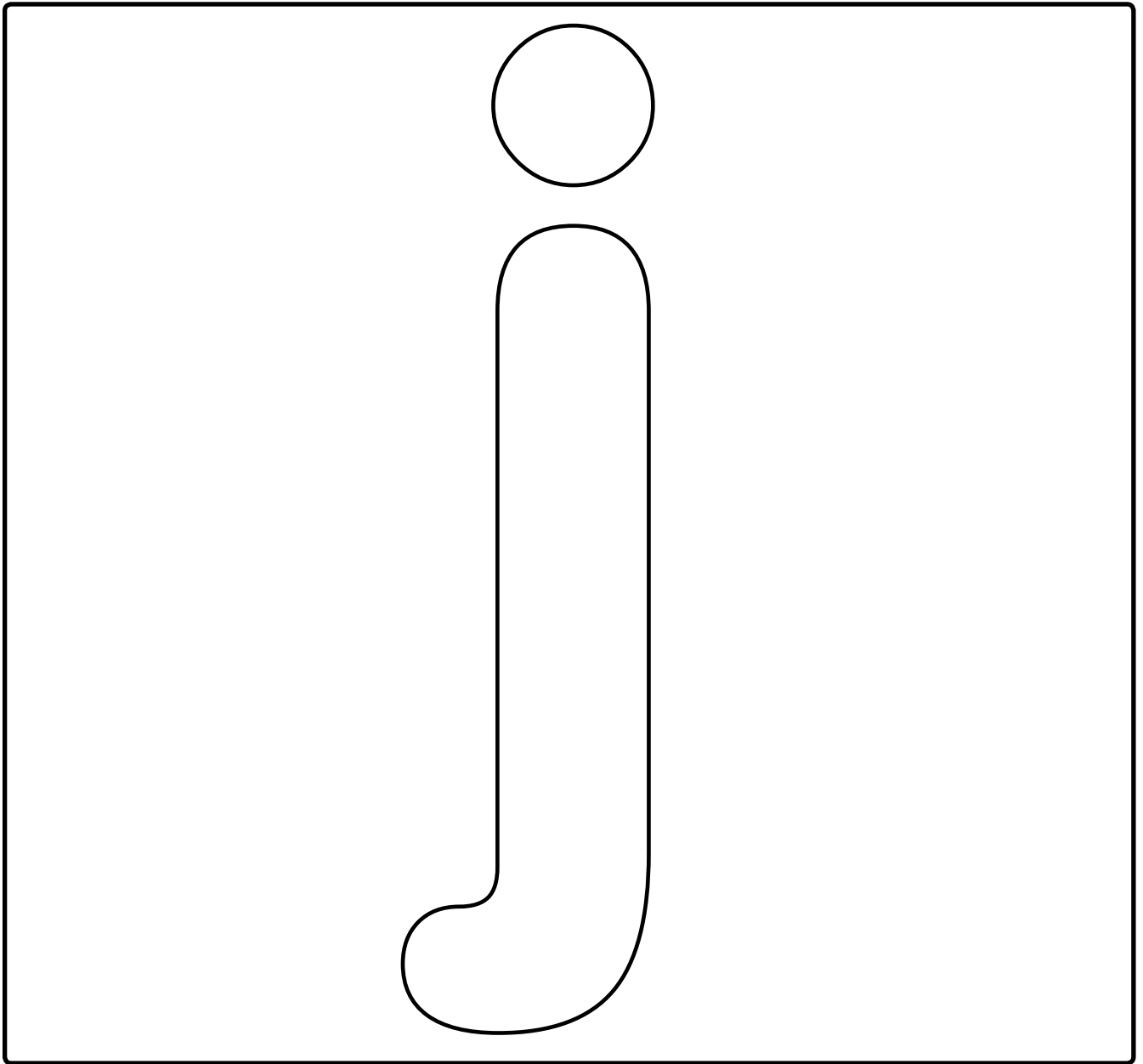



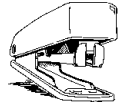


and the pictures that begin with "j" around the



Not all of the pictures begin with "j".



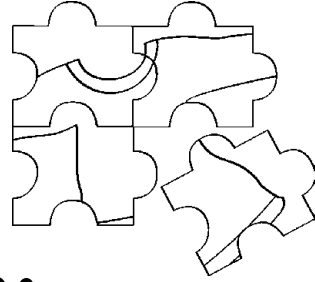
Fill in the missing parts.   and  the pages together to create a mini book.  your mini book to a friend.

My Mini

Jj


Book

j is for




jigsaw

j is for



__ellyfish

j is for



__ar

j is for

__ump

j is for

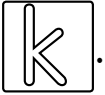





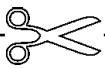

and






the pictures that begin with "k" around the



Not all of the pictures begin with "k".



Fill in the missing parts.   and  the pages together to create a mini book.  your mini book to a friend.

My Mini

Kk


Book

k is for




King

k is for



___oala

k is for




___angaroo

k is for

___ite

k is for

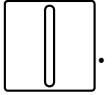





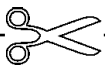
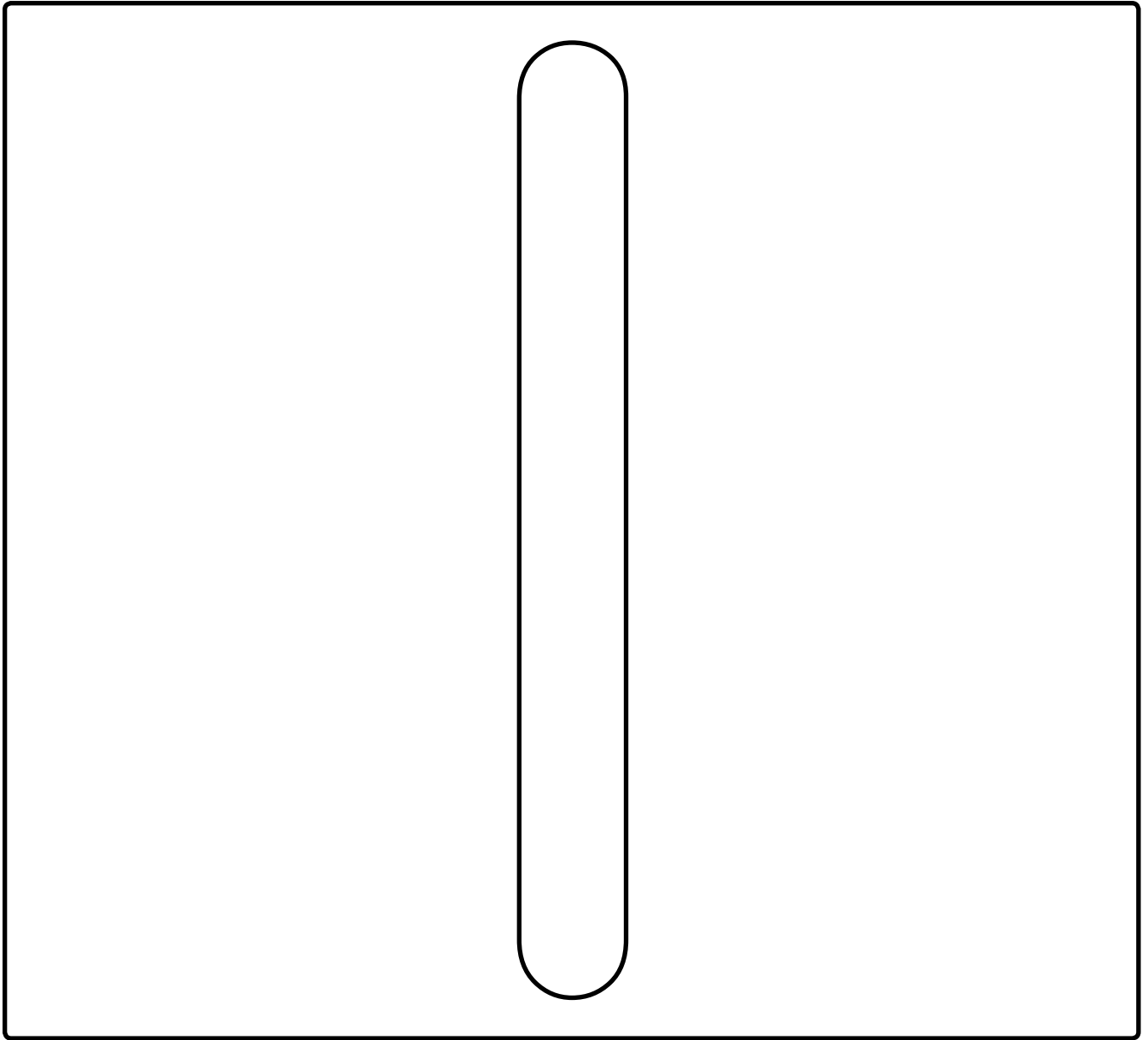
and

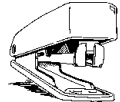



the pictures that begin with "I" around the

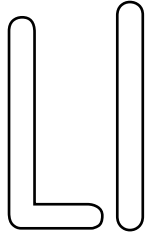


Not all of the pictures begin with "I".



Fill in the missing parts.   and  the pages together to create a mini book.  your mini book to a friend.

My Mini




Book

I is for




ladder

I is for



___ion

I is for



___amp

I is for

___og

I is for






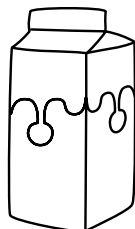
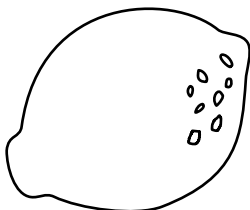



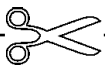

and




the pictures that begin with "m" around the



Not all of the pictures begin with "m".




Fill in the missing parts.   and  the pages together to create a mini book.  your mini book to a friend.

My Mini

Mm

Book

m is for



monkey

m is for



__ap

m is for



__oney

m is for

__ouse

m is for









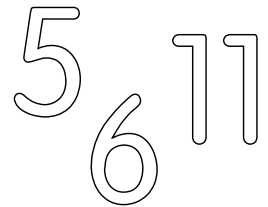


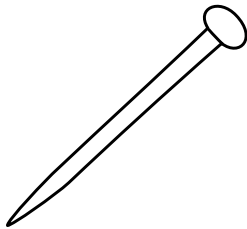

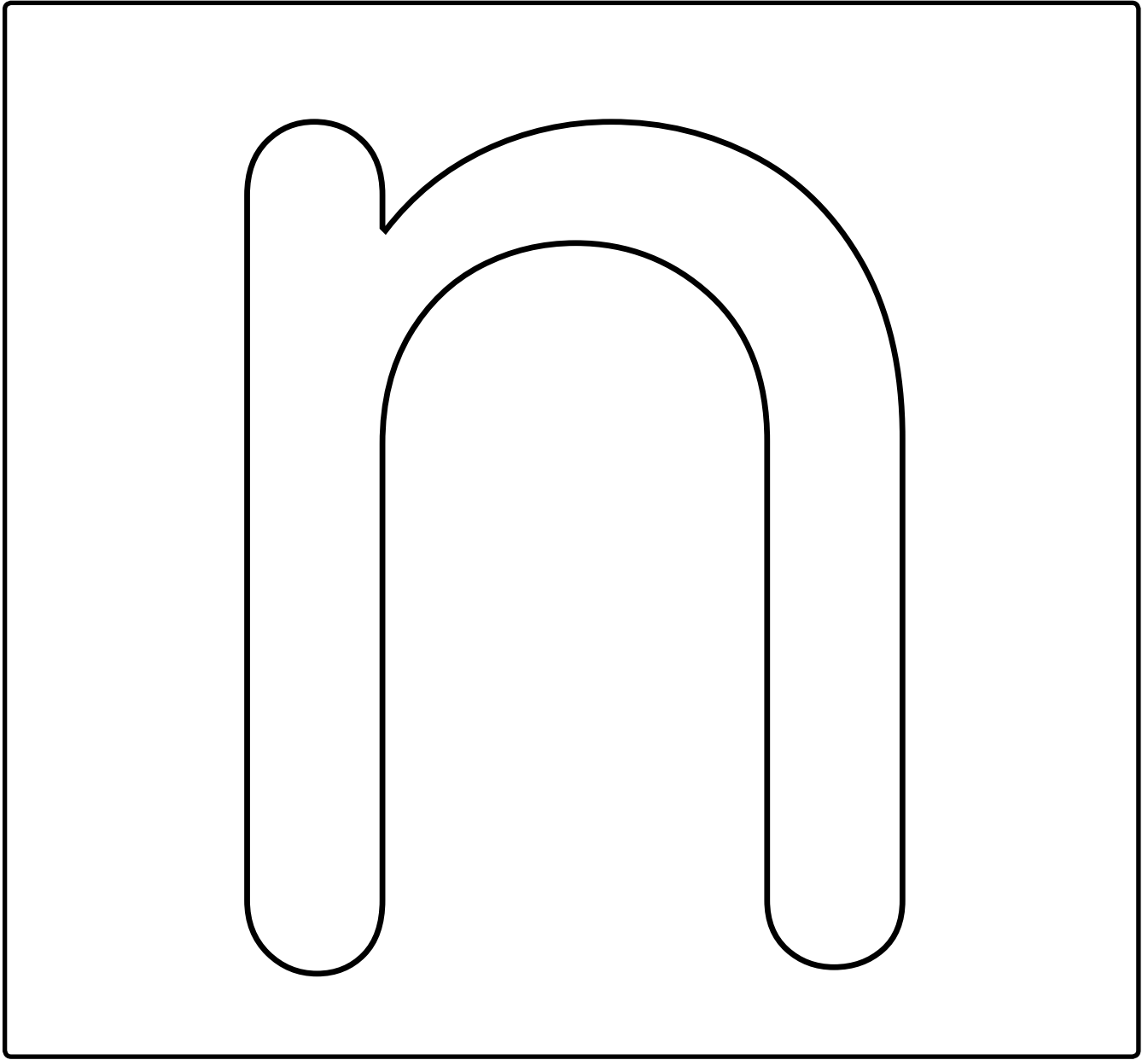
and

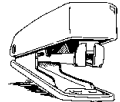



the pictures that begin with "n" around the



Not all of the pictures begin with "n".




Fill in the missing parts.   and  the pages together to create a mini book.  your mini book to a friend.

My Mini

Nn

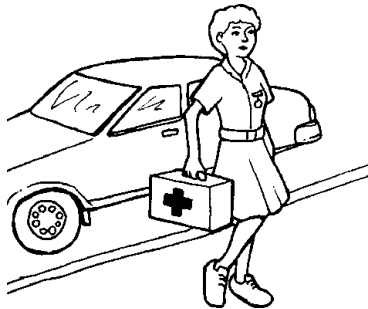
Book

n is for



newspaper

n is for



__urse

n is for

5 11 6

__umbers

n is for

__est

n is for





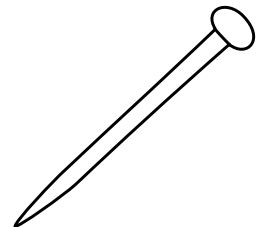
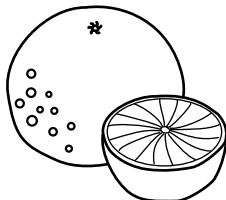



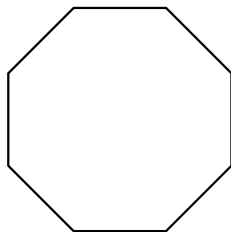


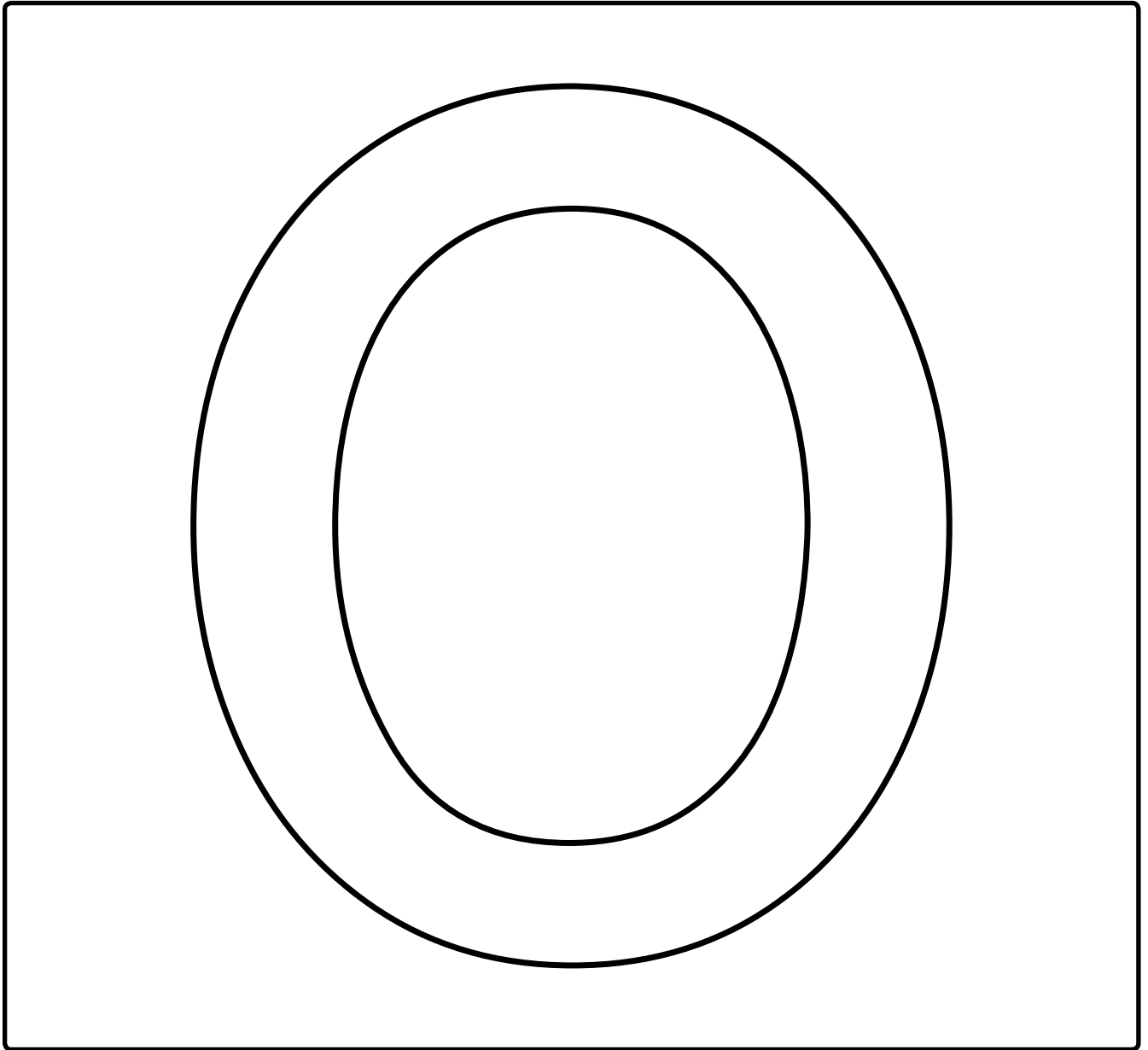
and





the pictures that begin with "o" around the

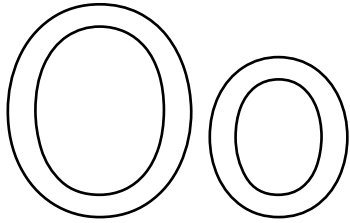


Not all of the pictures begin with "o".




Fill in the missing parts.   and  the pages together to create a mini book.  your mini book to a friend.

My Mini




Book

o is for



ostrich

o is for



___x

o is for



___tter

o is for

___ctopus

o is for







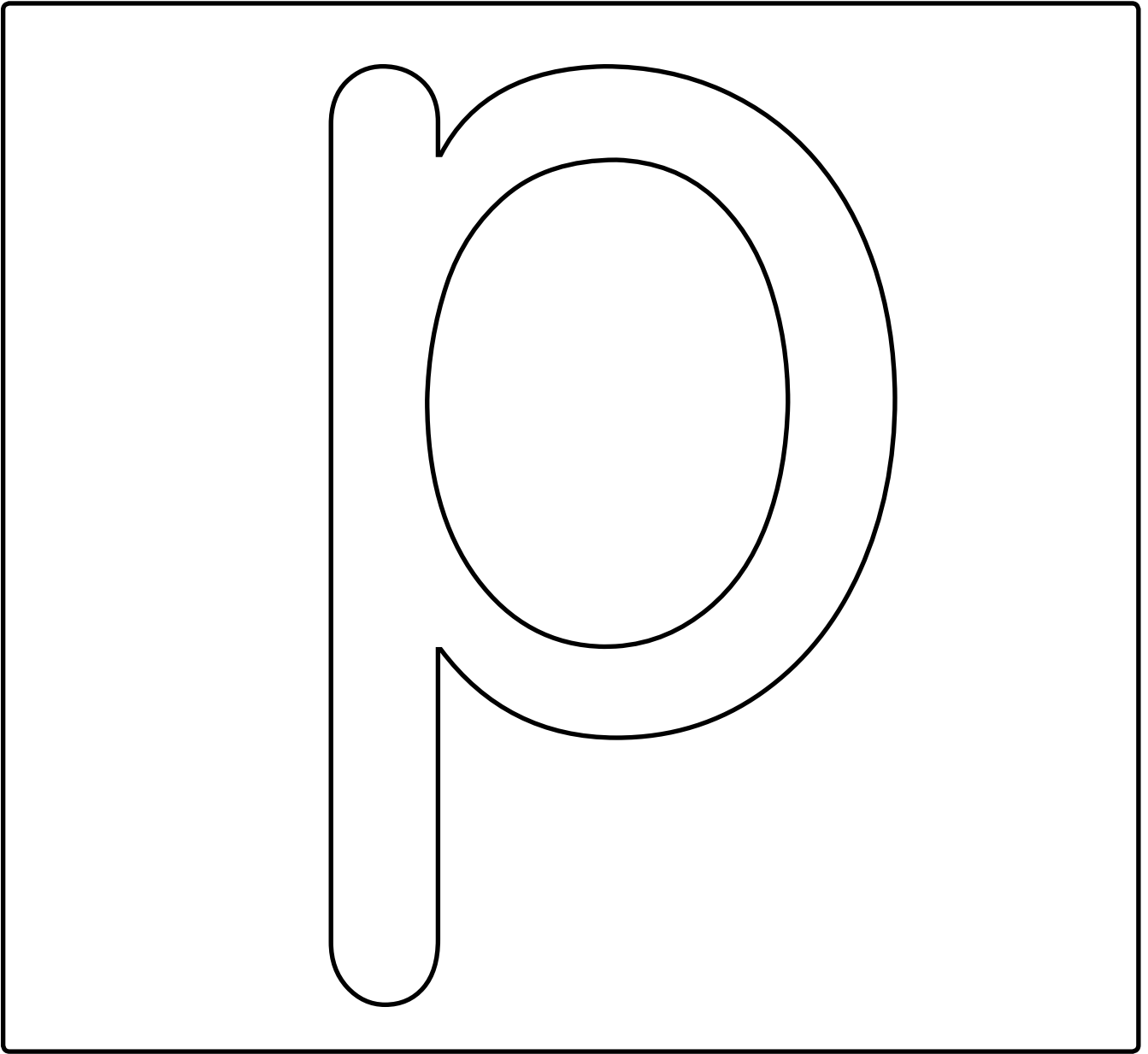
and




the pictures that begin with "p" around the



Not all of the pictures begin with "p".




Fill in the missing parts.  and  the pages together to create a mini book.  your mini book to a friend.

My Mini

Pp


Book

p is for




platypus

p is for



__irate

p is for




__ig

p is for

__uppy

p is for






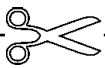
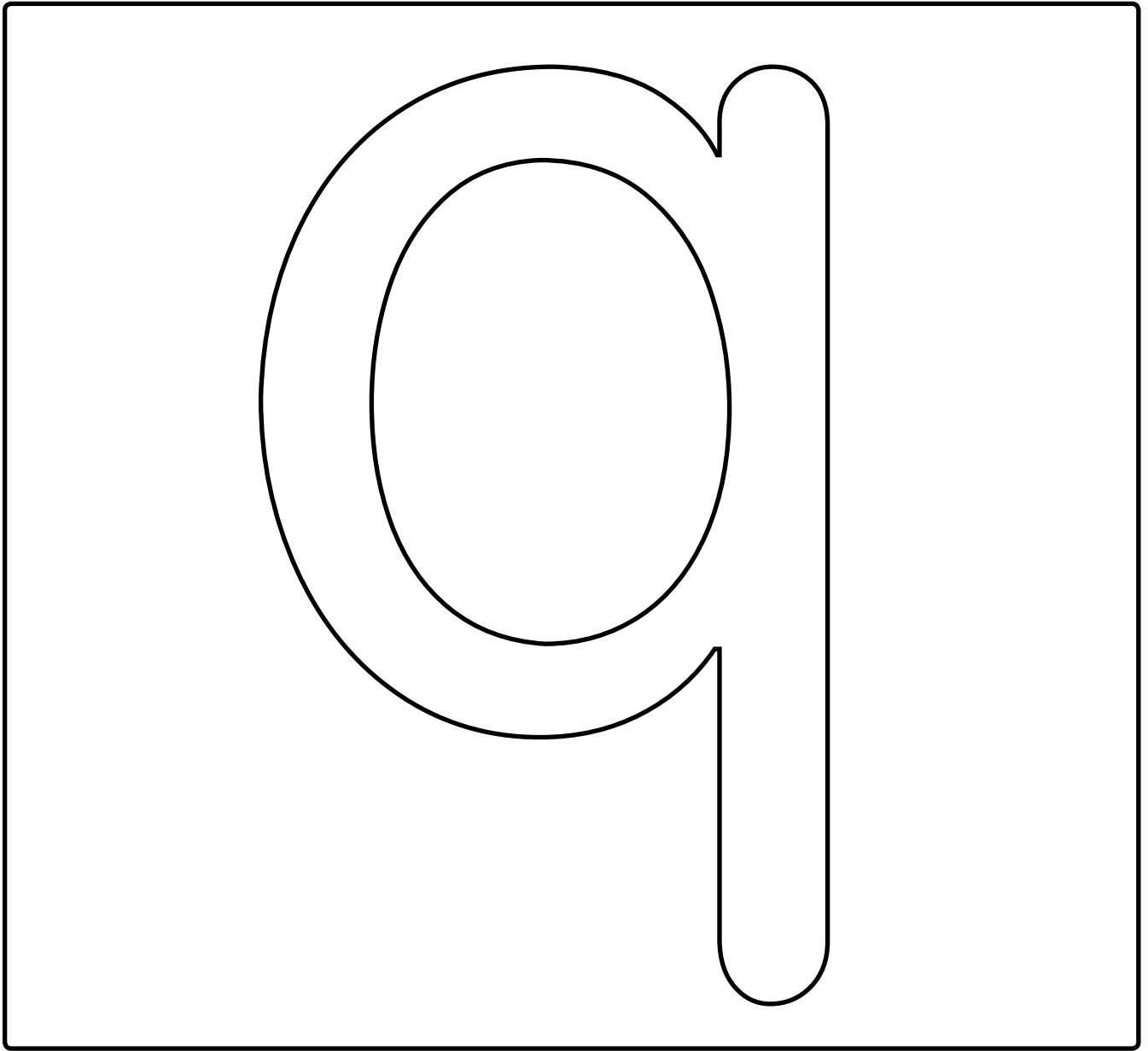
and


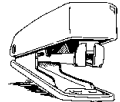


the pictures that begin with "q" around the



Not all of the pictures begin with "q".




Fill in the missing parts.   and  the pages together to create a mini book.  your mini book to a friend.

My Mini

qu

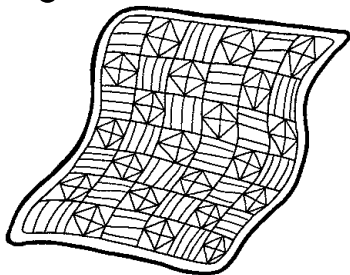
Book

qu is for




queen

qu is for



___ uilt

qu is for




___ uack

qu is for

___ uestion

qu is for

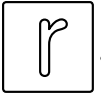





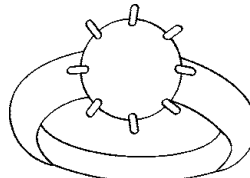
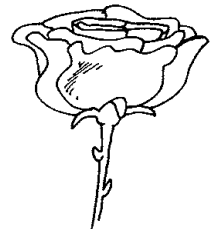
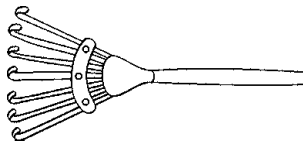

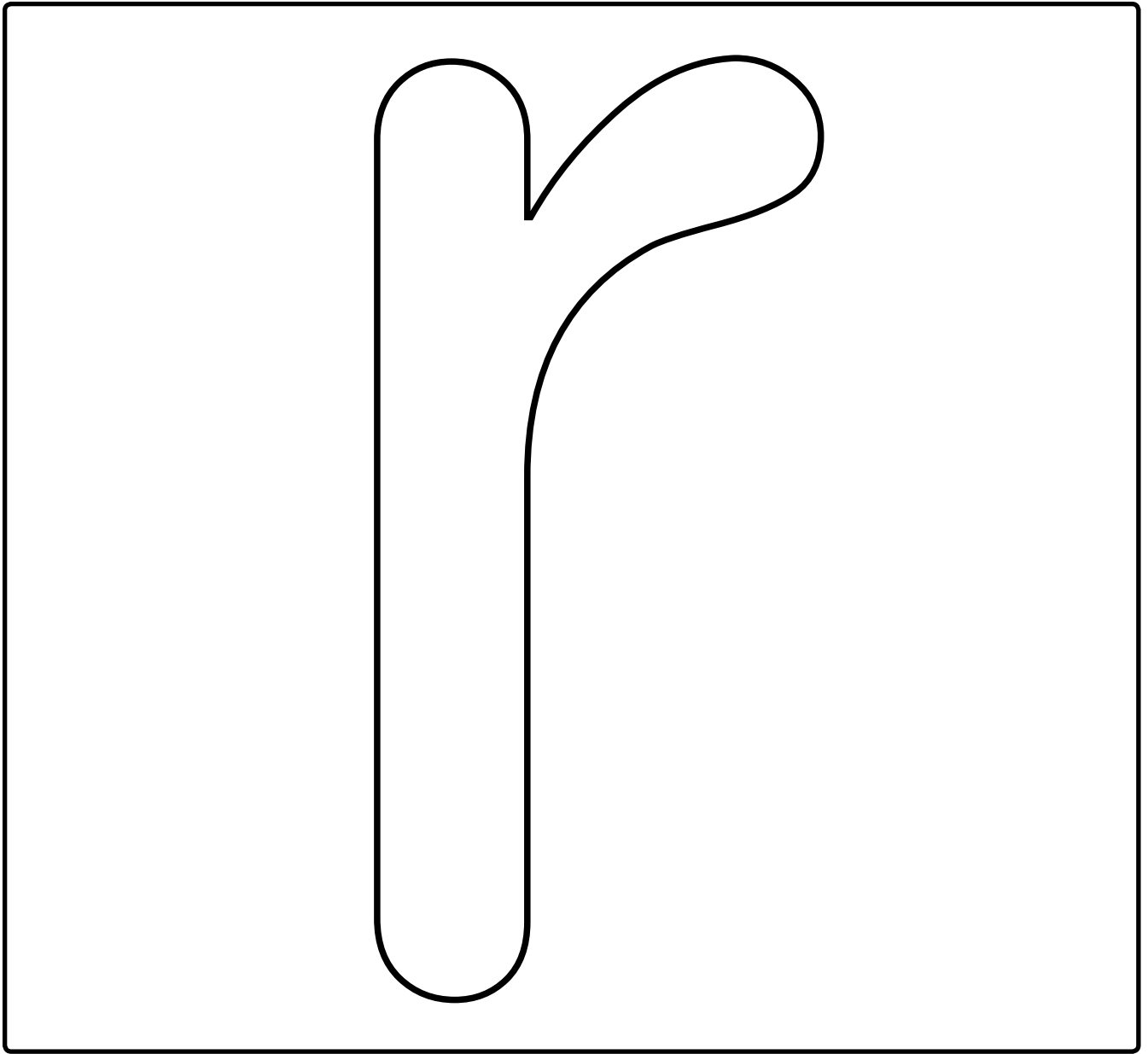
and


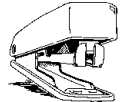



the pictures that begin with "r" around the



Not all of the pictures begin with "r".




Fill in the missing parts.   and  the pages together to create a mini book.  your mini book to a friend.

My Mini

Rr

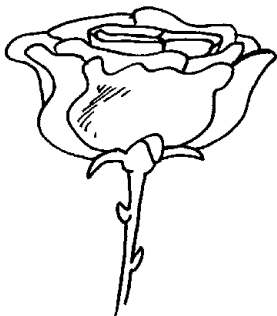
Book

r is for



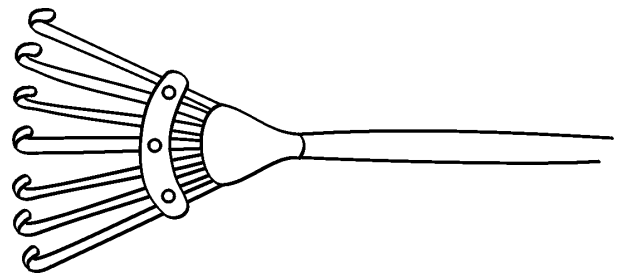
rabbit

r is for



__ ose

r is for



__ ake

r is for

__ ing

r is for








and





the pictures that begin with "s" around the



Not all of the pictures begin with "s".



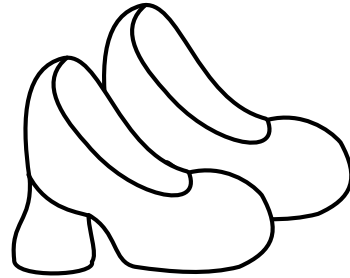
Fill in the missing parts.   and  the pages together to create a mini book.  your mini book to a friend.

My Mini

Ss


Book

s is for




shoe

s is for



__ hark

s is for



__ pider

s is for

__ un

s is for









and


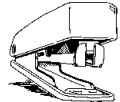



the pictures that begin with "t" around the



Not all of the pictures begin with "t".




Fill in the missing parts.   and  the pages together to create a mini book.  your mini book to a friend.

My Mini

Tt

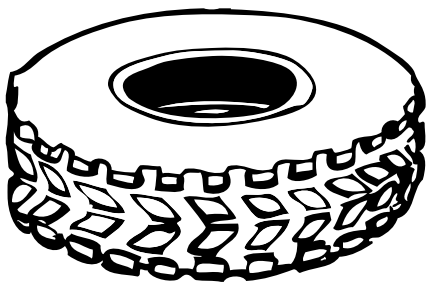
Book

t is for




tiger

t is for



__yre

t is for




__eeth

t is for

__ractor

t is for








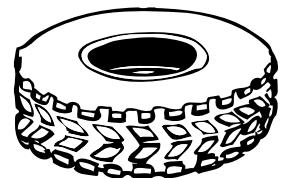

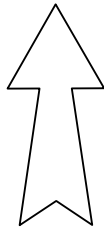


and





the pictures that begin with "u" around the




Not all of the pictures begin with "u".



Fill in the missing parts.  and  the pages together to create a mini book.  your mini book to a friend.

My Mini



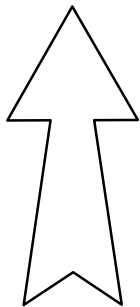
Book

u is for




umbrella

u is for



__p

u is for




__nder

u is for

u is for

__pside down





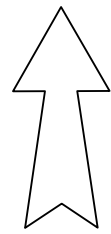

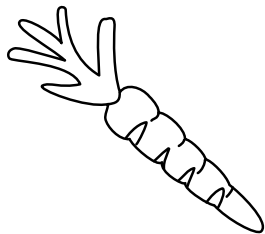


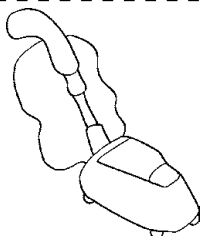



and





the pictures that begin with "v" around the



Not all of the pictures begin with "v".



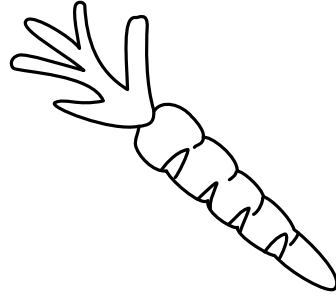
Fill in the missing parts.   and  the pages together to create a mini book.  your mini book to a friend.

My Mini



Book

v is for




vegetable

v is for



__ine

v is for



__iolin

v is for

__olcano

v is for







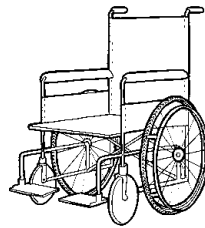








and





the pictures that begin with "w" around the




Not all of the pictures begin with "w".



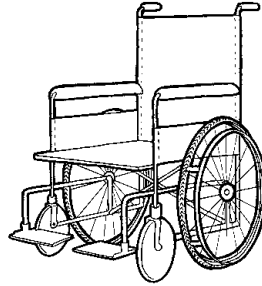
Fill in the missing parts.   and  the pages together to create a mini book.  your mini book to a friend.

My Mini




Book

w is for




wheelchair

w is for



___heel

w is for




___alrus

w is for

___atch

w is for







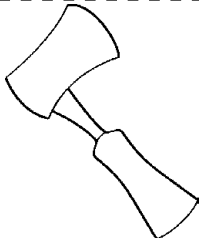

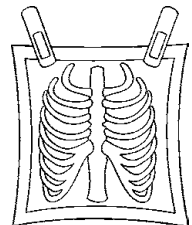
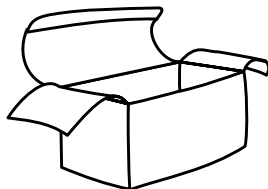


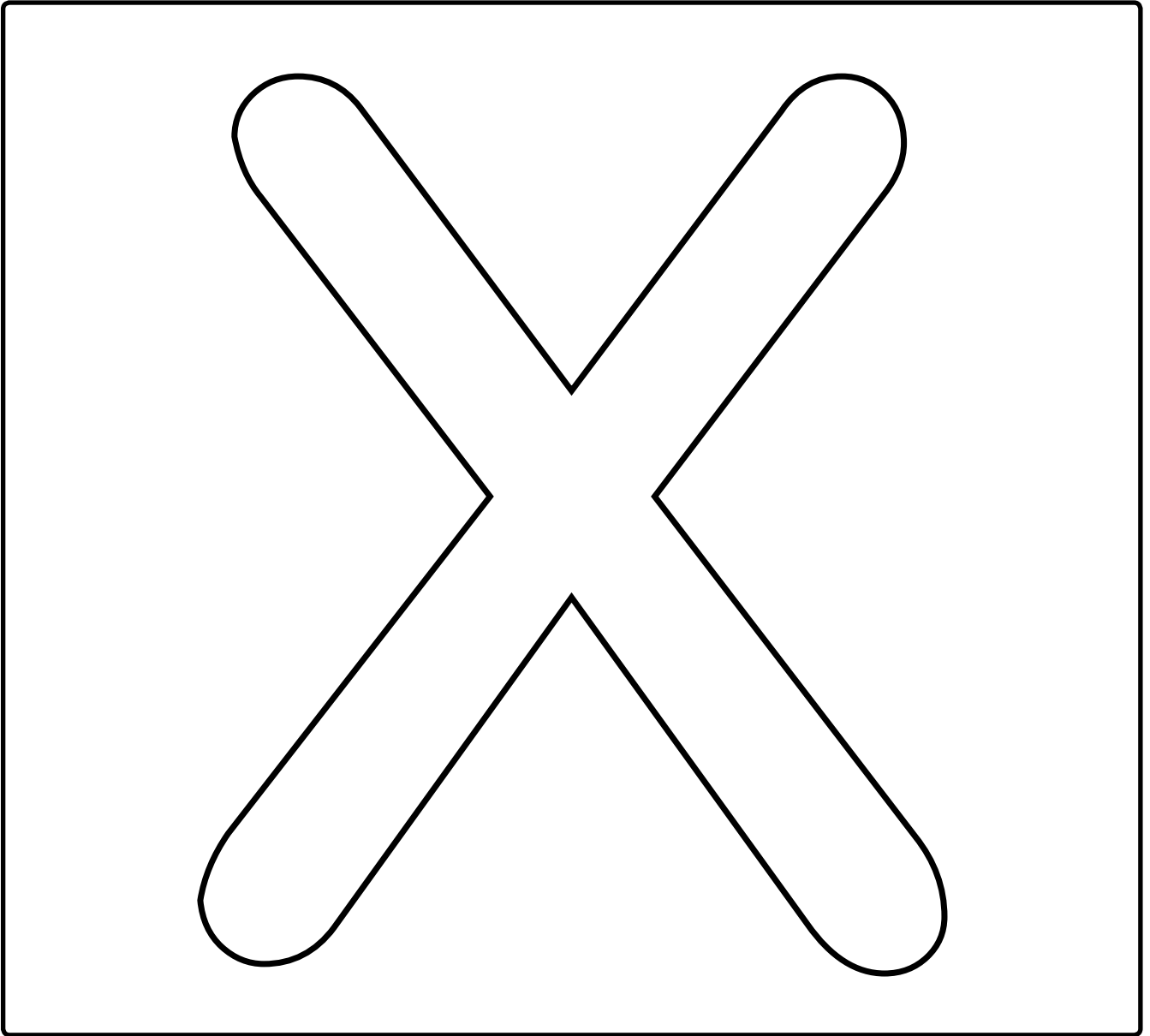
and


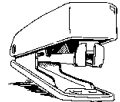


the pictures that have an "x" sound around the

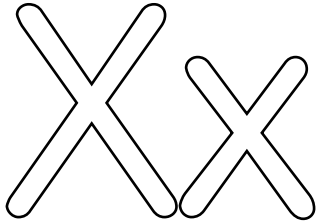


Not all of the pictures have an "x" sound.



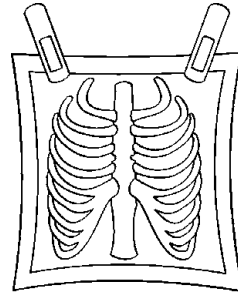
Fill in the missing parts.   and  the pages together to create a mini book.  your mini book to a friend.

My Mini




Book

x is for



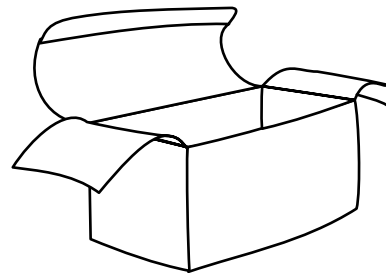
__ ray

x is for




__ ylophone

x is for



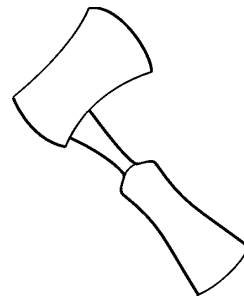
bo __

x is for




fo __

x is for

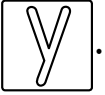


a __ e


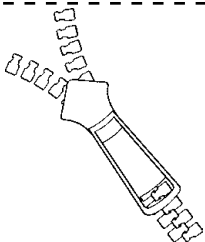

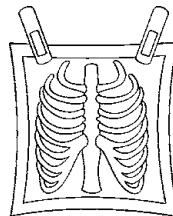

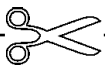




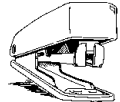


and the pictures that begin with "y" around the



Not all of the pictures begin with "y".




Fill in the missing parts.   and  the pages together to create a mini book.  your mini book to a friend.

My Mini

Y y


Book

y is for



__abby

y is for



__acht

y is for




__awn

y is for




__oghurt

y is for



__ellow








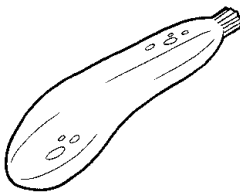
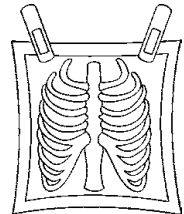

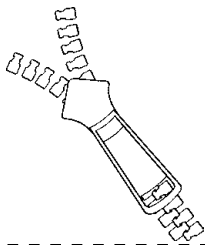


and



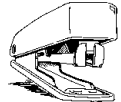



the pictures that begin with "z" around the



Not all of the pictures begin with "z".




Fill in the missing parts.   and  the pages together to create a mini book.  your mini book to a friend.

My Mini

Zz


Book

z is for




__ebra

z is for



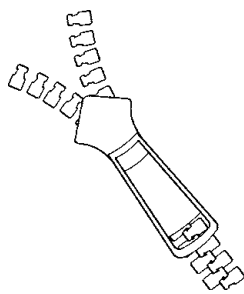
__ig __ag

z is for



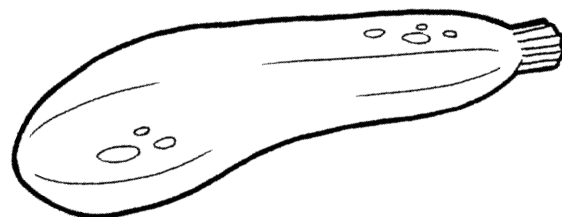
__oo

z is for




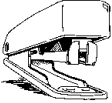

__ip

z is for



__ucchini



Fill in the missing parts.   and  the pages together to create a mini book.  your mini book to a friend.

My Mini

___ is for

Book

___ is for

___ is for

is for

___ is for



