



**E-book Code:
REAU0030**



**For students at risk working at
Upper Primary levels**

RESCUE MATHS

BOOK 3

NUMBER:

APPLICATIONS

By Sandy Tasker

© Ready-Ed Publications - 2003.

Published by Ready-Ed Publications (2003) P.O. Box 276 Greenwood W.A. 6024

Email: info@readyed.com.au Website: www.readyed.com.au

COPYRIGHT NOTICE

Permission is granted for the purchaser to photocopy sufficient copies for non-commercial educational purposes. However, this permission is not transferable and applies only to the purchasing individual or institution.

ISBN 1 86397 566 7

Contents

Information on the series	2
Curriculum Links - State and National Curriculums	4 - 6
Specific Learning Difficulties	7
How are Individuals With Specific Learning Difficulties Affected?	9
General Strategies for the Classroom	9
General Strategies for the Home	11
Internet References	12
Parent Power	
Maths Words	13
Money Skills	14
Fractions	15
Decimals	16
Progress Chart	
What Can I Do?	17
Activity Sheets	
Greater Than / Less Than 1	18
Greater Than / Less Than 2	19
Money Skills - Revision 1	20
Money Skills - Revision 2	21
Money Skills - Change 1	22
Money Skills - Change 2	23
Money Skills - Budgeting 1	24
Money Skills - Budgeting 2	25
Rule of Order 1	26
Rule of Order 2	27
Squared Numbers 1	28
Squared Numbers 2	29
Fraction Revision 1	30
Fraction Revision 2	31
Mixed Numerals 1	32
Mixed Numerals 2	33
Equivalent Fractions 1	34
Equivalent Fractions 2	35
Ordering Fractions 1	36
Ordering Fractions 2	37
Changing Fractions 1 - Whole Numbers to Improper Fractions	38
Changing Fractions 2 - Mixed Numerals to Improper Fractions	39
Changing Fractions 3 - Practice	40
Changing Fractions 4 - Improper Fractions to Mixed Numerals	41
Changing Fractions 5 - Improper Fractions to Mixed Numerals	42
Adding & Subtracting Fractions 1	43
Adding & Subtracting Fractions 2	44
Fractions of a Number 1	45
Fractions of a Number 2	46
Fractions and Decimals 1	47
Fractions and Decimals 2	48
Percent 1	49
Percent 2	50
ANSWERS	51

Name: _____

Learning Outcome: Students will order amounts of money from least to most, written in values of up to \$100.00 and use a calculator to add given amounts up to \$10.00.

Money Skills - Revision 2

● Colour in the box in each row that shows **the most** money.

\$2.25	\$2.30	\$3.20	\$2.35
\$4.55	\$6.55	\$6.40	\$46.00
\$5.20	\$4.60	\$9.20	\$0.99

● Write the numbers underneath from **least to most**.

\$2.40

\$5.25

\$2.05

\$4.20


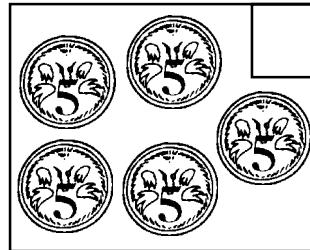
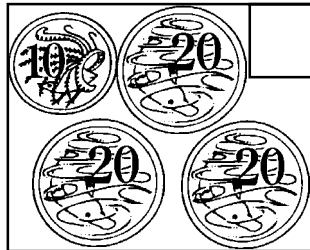
\$25.60

\$25.55

\$18.33

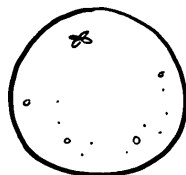

\$10.25

● **Challenge:** Order these boxes by writing numbers from 1 (Least) to 4 (Most).



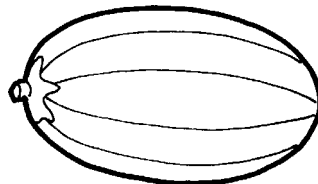
● Add the prices up for these shopping bills on your calculator.

Apples
\$1.99 kg




Oranges
\$2.50 kg

Watermelon
\$2.20 each



Strawberries
\$3.00 punnet

Pineapple
\$1.80 each



Sam: 1 kg apples
1 punnet strawberries
1 watermelon

Jan: 2 kg oranges
1 pineapple

Ted: 2 pineapples
2 watermelons

Cost: _____

Cost: _____

Cost: _____

Whose bill was the most? _____

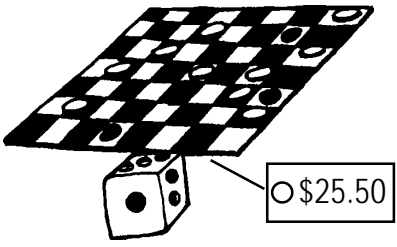


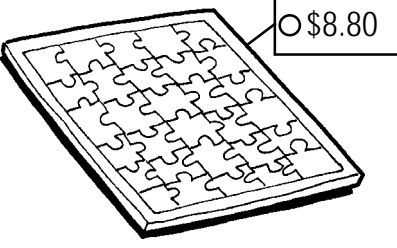
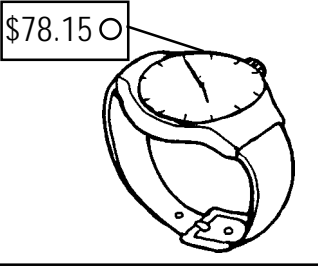

Whose bill was the least? _____

Name: _____

Learning Outcome: Students will use simple written calculations to work out the appropriate amount to pay and the correct change in notes and coins, when given the price of an object.

Money Skills - Change 2

- Circle the money that you would use to pay for the item in the picture. Write the change you would get in the last column.

Item	Circle what you would pay	Change to be given
	\$50 <input checked="" type="radio"/> \$20 \$10 <input checked="" type="radio"/> \$5 <input checked="" type="radio"/> \$1	50 c
	\$100 \$50 \$20 \$10 \$5 \$2 \$1 50 c 20 c 10 c 5 c	
	\$50 \$20 \$10 \$5 \$2 \$1 50 c 20 c 5 c	
	\$100 \$50 \$20 \$10 \$5 \$2 \$1 20 c	
	\$50 \$20 \$10 \$5 \$1	
	\$50 \$20 \$10 \$5	

Name: _____

Learning Outcome: Students will calculate squared numbers under 10 mentally and squared numbers under 100 on the calculator by multiplying the given number by itself.

Squared Numbers 1

When there is a small 2, to the right of a number, e.g. 4^2 , it means that the number is **squared**.

This means that you multiply the number **by itself**.

$$\text{So } 4^2 = 4 \times 4 = 16$$

● Here are some other examples:

$$6^2 = 6 \times 6 = 36$$

$$2^2 = 2 \times 2 = 4$$

$$3^2 = 3 \times 3 = 9$$

● Try these ones:

$$1^2 = \underline{\quad} \times \underline{\quad} = \underline{\quad}$$

$$5^2 = \underline{\quad} \times \underline{\quad} = \underline{\quad}$$

$$7^2 = \underline{\quad} \times \underline{\quad} = \underline{\quad}$$

$$8^2 = \underline{\quad} \times \underline{\quad} = \underline{\quad}$$

$$9^2 = \underline{\quad} \times \underline{\quad} = \underline{\quad}$$


$$10^2 = \underline{\quad} \times \underline{\quad} = \underline{\quad}$$

● Try these on your calculator. The answers will be large numbers in their 100's or 1000's.

$$18^2 = \underline{\hspace{2cm}}$$

$$21^2 = \underline{\hspace{2cm}}$$

$$25^2 = \underline{\hspace{2cm}}$$

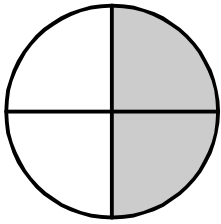


Name: _____

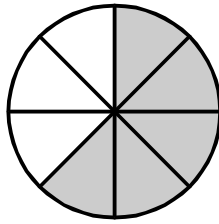
Learning Outcome: Students will shade correct areas of pies or sets given simple fractions and write simple fractions given clear diagrams of pies or sets.

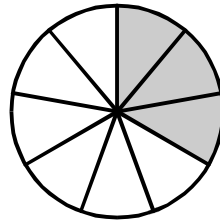
Fraction Revision 2

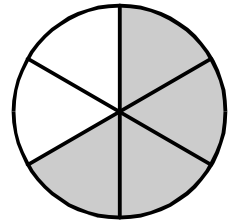
● Write down a fraction for the shaded parts:



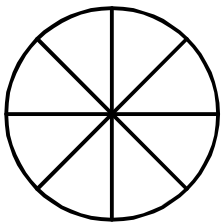
 $\frac{2}{4}$



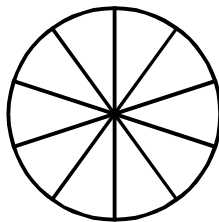





● Colour in these fractions on the shapes:



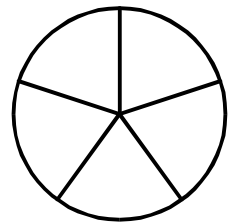
$\frac{7}{8}$



$\frac{5}{10}$



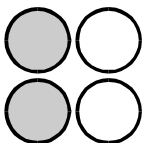
$\frac{2}{3}$

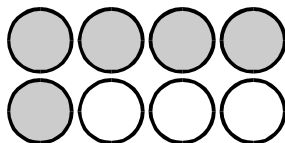


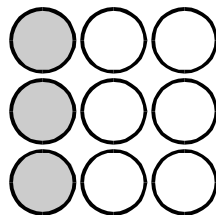
$\frac{1}{5}$

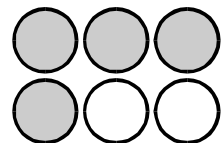
Tick the one which also looks like $\frac{1}{2}$ (one half).

● Write down a fraction for the shaded parts of each set:






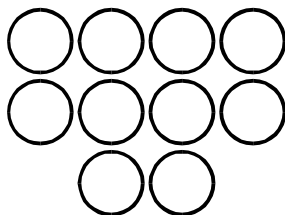




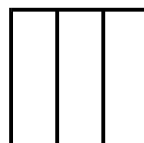
● Colour in these fractions on the sets:



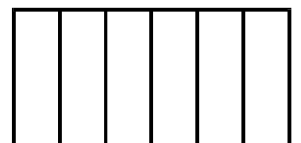
$\frac{5}{8}$



$\frac{2}{10}$



$\frac{1}{3}$



$\frac{3}{6}$

● Tick the one which also looks like $\frac{1}{2}$ (one half).

Name: _____

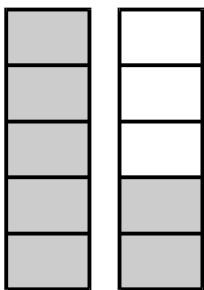
Learning Outcome: Students will identify and write correct mixed numerals given simple diagrams; and shade correct areas given simple mixed numerals.

Mixed Numerals 2

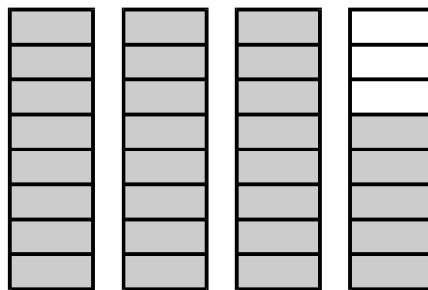
A mixed numeral is made up of a whole number and a fraction.

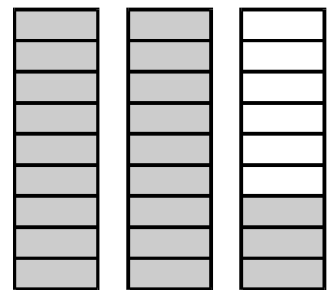
$2\frac{2}{3}$ sets of tennis balls would look like this:

● Write down a fraction for the shaded parts of each set. One has been done for you.

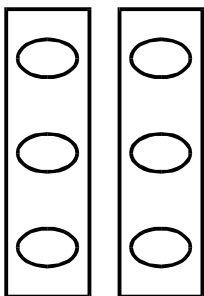


$1\frac{2}{5}$

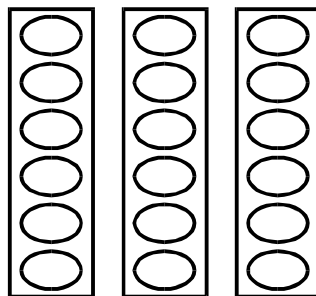




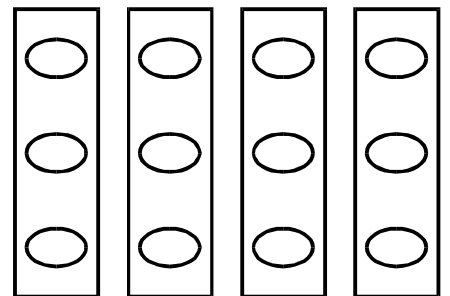
● Shade these fractions on the sets:



Shade $1\frac{1}{3}$



Shade $2\frac{2}{6}$



Shade $3\frac{1}{3}$

● Read these instructions carefully for the pizzas below:

Shade $1\frac{1}{2}$ red; Shade $3\frac{1}{2}$ green; Shade 2 blue.

