



**E-book Code:  
REAU0048**



# K - 2 Maths Measurement Activities

**A practical resource for teachers of junior primary classes.**

**Provides students with written activities to help develop and enhance their use of early measurement skills and processes.**

Written by Merryn Whitfield. Illustrated by Terry Allen. © Ready-Ed Publications - 2004  
Published by Ready-Ed Publications (2004) P.O. Box 276 Greenwood Western Australia 6024  
Email: [info@readyed.com.au](mailto:info@readyed.com.au) Website: [www.readyed.com.au](http://www.readyed.com.au)

**COPYRIGHT NOTICE**

Permission is granted for the purchaser to photocopy sufficient copies for non-commercial educational purposes. However, this permission is not transferable and applies only to the purchasing individual or institution.

**ISBN 1 86397 607 8**

# Contents

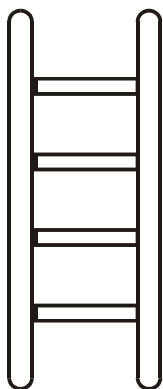
Introduction .....	2
Links to Student Outcome Statements .....	4
Skills Checklist.....	6
Teaching Notes .....	7
<b>Activity Pages</b>	<b>Maths Concept</b>
Measuring Length .....	Length..... 10
Straight and Curvy Lines .....	Length..... 11
Alphabet Length.....	Length..... 12
I'm Bigger Than You! .....	Length..... 13
Come Closer .....	Length..... 14
Measuring Up .....	Length..... 15
Feet .....	Length..... 16
Shaping Up.....	Area .....
It's a Cover Up! .....	Area .....
Side By Side .....	Area .....
Alphabet Shapes .....	Area .....
If the Shoe Fits .....	Area .....
Area Challenge.....	Area .....
Equal Areas .....	Area .....
What is Full? .....	Volume and Capacity .....
Cubed Combinations .....	Volume and Capacity .....
Compare and Label .....	Volume and Capacity .....
Fill It Up .....	Volume and Capacity .....
Dump and Pack .....	Volume and Capacity .....
Water, Water Everywhere .....	Volume and Capacity .....
Ordering Volume .....	Volume and Capacity .....
Heavier or Lighter? .....	Mass .....
Mass Match Up.....	Mass .....
Measuring Mass .....	Mass .....
All About Balance .....	Mass .....
Up, Down or Level.....	Mass .....
Solve it .....	Mass .....
Size and Mass .....	Mass .....
Seasons Through the Year .....	Time .....
Four Step Sequence .....	Time .....
Six Step Sequence .....	Time .....
Time's Up! .....	Time .....
Is It Time Yet? .....	Time .....
It's That Time Again .....	Time .....
When? .....	Time .....
Make a Calendar.....	Time .....
Real Life Maths .....	Measurement .....
Challenge Page .....	47
Answers .....	48



Name: \_\_\_\_\_ Date: \_\_\_\_\_

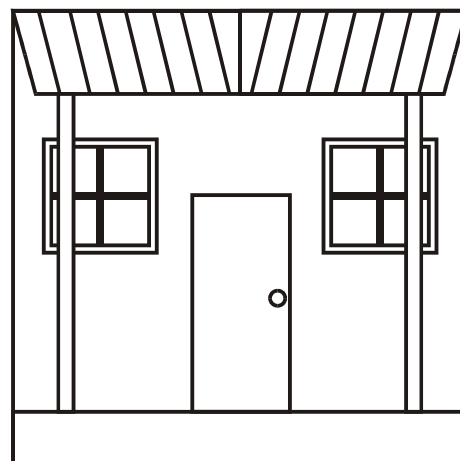
# Measuring Up

★ Below are a number of different pictures. Using a measurement device marked with centimetres, measure the length, height and width of each picture and record your results in the space provided.



Height = \_\_\_\_\_

Width = \_\_\_\_\_



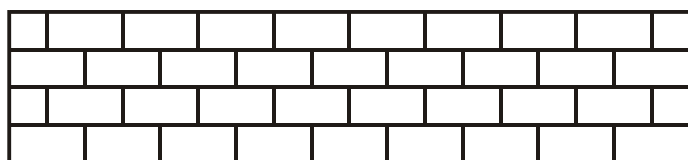
Height = \_\_\_\_\_

Width = \_\_\_\_\_



Height = \_\_\_\_\_

Width = \_\_\_\_\_



Height = \_\_\_\_\_

Width = \_\_\_\_\_




Height = \_\_\_\_\_

Width = \_\_\_\_\_



## THINK ABOUT IT


- What is the difference between length and height?
- Did everyone in your group get the same results? Why or why not?
- What is the benefit of using centimetres to measure length?
- Are centimetres good for measuring objects of any length? Why or why not?




Name: \_\_\_\_\_ Date: \_\_\_\_\_

# Alphabet Shapes


★ Using centicubes or MAB blocks (1's), cover the letters of the alphabet with closed areas. Record your results in the space provided.




Area: \_\_\_\_\_




Area: \_\_\_\_\_



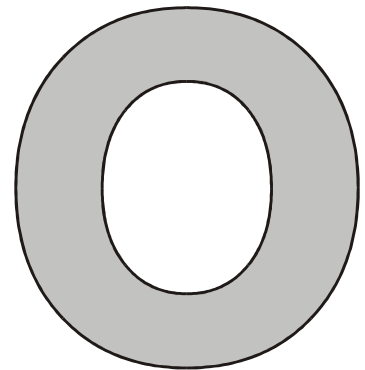
Area: \_\_\_\_\_



Area: \_\_\_\_\_



Area: \_\_\_\_\_



Area: \_\_\_\_\_

Open shaped letters: \_\_\_\_\_


Closed shaped letters: \_\_\_\_\_

Closed and open shaped letters: \_\_\_\_\_



## THINK ABOUT IT

- Could you measure the area of all of the letters? Why or why not?
- Why can't you measure the area of an open shape?
- Were the centicubes you used a good unit of measurement for these letter shapes? Why or why not? What else could you have used?



Name: \_\_\_\_\_ Date: \_\_\_\_\_

# What is Full?

★ Before you start this activity, make sure that you have everything that you need. Using a single cup, fill it with water (or sand). Then use this cup to pour into a variety of different containers and record the results using the table below. Remember to use the cup **ONCE** only with each container.

Container	Not full	Full	Over full
Tub of margarine			
Ice cream container			
Egg cup			
Lunch box			
Drink bottle			

What does full mean? \_\_\_\_\_

What does overfull mean? \_\_\_\_\_

Which container held the smallest amount of water? \_\_\_\_\_

How do you know? \_\_\_\_\_

Which container held the largest amount of water? \_\_\_\_\_

How do you know? \_\_\_\_\_



## THINK ABOUT IT


- Was the cup you used a good way of measuring the capacity of the containers? Why or why not?
- What else would have been good to use?
- Why do we need to know how much a container will hold?
- How did you fill containers with small openings?



Name: \_\_\_\_\_ Date: \_\_\_\_\_

# Heavier or Lighter?

★ In the space below, draw a picture of one object. Then share it with a friend.



My drawing is a \_\_\_\_\_

My friend drew a \_\_\_\_\_

Which object is heavier? \_\_\_\_\_

Which object is lighter? \_\_\_\_\_

How do you know? \_\_\_\_\_

How do you know? \_\_\_\_\_



## THINK ABOUT IT

- What is mass?
- Can you tell the mass of an object just by looking at it? Why or why not?
- How can you tell if an object is heavy or light?



Name: \_\_\_\_\_ Date: \_\_\_\_\_

## All About Balance

★ You will need to use an equal arm balance and a unit of measurement. In this activity you will be experimenting with the changes in mass (if any) when you change the form of the object in some way. For example water as a liquid, or as an ice cube. Remember when measuring mass, do not add or take away any of the object. Record your results using the table below.

My unit of measurement is \_\_\_\_\_ .

Object	Form	Estimate	Measurement
water	ice cube		
	liquid		
jelly	liquid		
	set		
chocolate	block		
	melted		
egg - cracked	raw		
	cooked		
Plasticine	ball		
	snake		

Why did you choose that unit of measurement? \_\_\_\_\_

Did it work well? \_\_\_\_\_ Why or why not? \_\_\_\_\_

What problems were there when measuring the mass of the liquids?  
\_\_\_\_\_

How did you solve this problem? \_\_\_\_\_



### THINK ABOUT IT

- Does the mass of an object change when its form is changed? Why or why not?
- What factors do change the mass of an object?