




**E-book Code:  
REAU1009**



For Years 1 - 3

# **PLAYS TO PERFORM**

## **Book 2**



Written by Diana Bickford. Illustrated by Melinda Parker. © Ready-Ed Publications - 1998.  
Published by Ready-Ed Publications (Revised - 1998) PO Box 276 Greenwood Perth Australia 6024  
E-mail: [info@readyed.com.au](mailto:info@readyed.com.au) Web Site: [www.readyed.com.au](http://www.readyed.com.au)

**COPYRIGHT NOTICE**

Permission is granted for the purchaser to photocopy sufficient copies for non-commercial educational purposes. However, this permission is not transferable and applies only to the purchasing individual or institution.

**ISBN 1 87526 890 1**

# Introduction Page

---

OK. It's your turn to produce an assembly item for school. You're searching for a play with a fresh approach and a bit of zip.

## **Are you looking for answers to these questions?**

- How can I find an item which will integrate into my programme; and which is simple, short and entertaining?
- Where can I find ideas which incorporate movement, song and at the same time work around a central theme?
- Where can I find an item suitable for a whole class performance, so that each child feels important?
- What type of item or activity will encourage children to develop their imaginations? How can I improve their organising abilities and of course their confidence, while still using language in a context which is real to them?

## ***This book is designed with you in mind ...***

In it you will find creative ideas for plays and items, not only for assemblies but also for normal day-to-day work in your classroom, playgroup or club group. Plays such as those provided here may be staged with a minimum of stress, yet with maximum enjoyment.

Each play has been 'class tested' and has proved to be a successful medium for stimulating learning experiences as well as a source of great fun and entertainment.

It is my sincere hope that teachers and play group workers, whether just beginning or experienced, will find ideas that are useful and stimulating enough to stir the creative potential that exists in every class.

DIANA BICKFORD

# **Contents and Story Summaries**

---

## **1. CHRISTMAS IS HERE AGAIN**

**Pages - 4 to 15**

**Theme - The Meaning of Christmas**

The Elves are getting the toys ready for Christmas. Suddenly the Christmas fairies rush in to announce that the Christmas Spirit is lost. The toys are in a great turmoil and want to return to Toyland. Christmas Spirit returns and joy, good tidings and peace reign again.

## **2. SUPER BRUSH VS TOOTH DECAY**

**Pages - 16 to 29**

**Theme - Dental Care**

Little Teeth are singing happily, when they are menaced by mean old Tooth Decay. However, all is not lost, as Super Brush comes to the rescue and saves the day.

## **3. ZIP ZAP THE LITTER**

**Pages - 30 to 40**

**Theme - Caring for the Environment**

Mr Bin and Mrs Sign are watching the children playing at school, when all of a sudden the Litterbugs arrive. What a mess! Then Super Bin comes to the rescue and removes the Litterbugs from the scene.

## Play One

# Christmas is Here Again

**CHARACTERS:** Christmas Spirit  
6 Elves  
3 Fairies  
6 Main Toys  
Chorus of Toys

**SUGGESTED MUSIC:** **Parade of the Wooden Soldiers** [1st & 2nd verse]  
*Words by Ballard Macdonald*  
*Music by Leon Jessel*

**Take Me Back to Toyland**  
*Words by Kal Mann*  
*Music by Bernie Lowe*

**Bibbidi - Bobbidi - Boo** [The Magic Song]  
*By Mack David, Al Hoffman, Jerry Livingston*

**Wonderful Love** [Tune: Silent Night]  
*Music by Franz Gruber*

**Christmas is Here Again**  
*Words and music by Raymond Gould*

**SETTING** *Inside a toyshop. Chorus of toys arranged in group or a semi-circle. Elves are placing toys in position. Introductory music (Parade of the Wooden Soldiers) is playing. A busy, happy atmosphere, just before Christmas.*

*Chorus } **SONG:** Parade of the Wooden Soldiers [1st verse]*  
*Elves } or music only - played as an introduction.*

*1st Elf* Boy, it's sure been a busy time in Santa's workshop this year!

*2nd Elf* Yes, this is the last of the toys sent to Earth for Christmas.

*3rd Elf* Be careful with the doll!

*4th Elf* Look at the soldiers - aren't they great?

5th & 6th Elves Let's wind them up [pause] Watch out!

Chorus } **SONG: PARADE OF THE WOODEN SOLDIERS [2nd verse]**  
Elves }

[Elves wind up toy soldiers, who come to life. Soldiers march and dance to instrumental music, (**Parade of the Wooden Soldiers**). They salute at the end. Other toys clap.]

*Noises heard off stage.*

*3 Christmas fairies come running onto stage in a panic.*

1st Fairy Help! Help! The Christmas Spirit is lost.

2nd Fairy We've looked everywhere and we can't find it.

3rd Fairy Dearie, dearie, dearie me.

Everyone Oh no!

Elves Christmas Spirit where are you?

Everyone Christmas Spirit where are you?

1st Toy We can't have Christmas without the Christmas Spirit.

2nd Toy We must find it.

3rd Toy But where could it be?

4th Toy Boo hoo hoo. I don't want to stay here. I want to go back to Toyland.

5th Toy Me too.

6th Toy Wait for me.

Toys Wait for us.

**TOYS SONG: Take Me Back to Toyland**

*[Toys act very sad. Elves and fairies try to console them. All cry at end.]*

*ENTER CHRISTMAS SPIRIT*

Christmas Spirit Goodness, gracious me. What's going on here? You really are in a dither.

Toys Who are you?

Christmas Spirit Why, I'm Christmas Spirit!

Elves Christmas Spirit, but we thought you were lost!

Fairies We looked everywhere and we couldn't find you.


Christmas Spirit No, I'm not lost. I'm here all the time. It's just that sometimes people forget to see me.

Name: .....

# Christmas is Here Again

## My Christmas Wishes

These are some things I will wish for next Christmas.




I wish ...

.....

.....

.....

.....



I wish ...

.....


.....

.....

.....



My Christmas Parcel  
of Wishes




I wish ...

.....

.....

.....

.....



I wish ...

.....

.....

.....

.....

Name: .....

# Christmas is Here Again

## Colour my Christmas Tree.

Work out the maths problems and match your answers with those in the boxes below.

Colour the Christmas tree decorations the colour shown in the answer box.



orange 8	purple 3	yellow 9	pink 7	white 12
green 2	red 4	brown 6	blue 10	grey 0