



E-book Code:
REAU4010



(For 6 - 8 years)

A Pacemaker Pack

Pet Parade

*Activities to Extend Talented Students in
the Regular Classroom*

Edited by Sandy Tasker. © Ready-Ed Publications - 2006.
Published by Ready-Ed Publications (2006) P.O. Box 276 Greenwood Perth W.A. 6024
Email: info@readyed.com.au Website: www.readyed.com.au

COPYRIGHT NOTICE

Permission is granted for the purchaser to photocopy sufficient copies for non-commercial educational purposes.
However, this permission is not transferable and applies only to the purchasing individual or institution.

ISBN 1 86397 572 1

Contents

Teachers' Notes	4
How Well Are You Doing?	6
All About Your Pet	7
Pet-Sitting	8
Happy Homecoming	9
Home Sweet Home	10
What Do I Want to Say?	11
What Happened Next?	12
Purchase a Pup	13
Secret Code	14
What Am I?	15
A Special Library	16
More About Books!	17
Spreading the News	18
You be the Judge!	19
Who Was There?	20
Bags of Fun	21
Lost and Found	22
And the Winner is.....	23
Make-A-Puzzle	24
A Peculiar Pet.....	25
Hungry Hippo	26
Totally Tongue Tied	27
The Day I Woke Up With Whiskers!	28
All Cleaned Up	29
What's for Dinner?	30
Rich and Famous?	31
Raining Cats and Dogs!	32
Next-Door Noise	33
A Healthy Hound.....	34
Clever Kitty	35
A Pouchful of Activities 1 & 2.....	36, 37
Answers	38, 39

All About Your Pet

Name:

.....
.....



Most people who love their pet like to tell people about it.

If you haven't got a pet, write about the one you would like to have.

Name: _____

Type of animal: _____ Age: _____

Colour: _____ Size: _____

Favourite food: _____

Sleeping place: _____

Clever things it does: _____



Silly things it does: _____

Draw your pet here:

My pet is special because:



Related Outcome: Students will summarise the unique qualities of their own pet, or a pet they would like to own.
Subject Areas: Science – Life and Living.

Home Sweet Home

Name: _____




Your pet's home has become old and dangerous to live in. Make a safe, new home for it.

Will the new home be outside or inside?

What ideas can you think of for:

- Food? _____
- Drink? _____
- Sleeping? _____
- Shelter and safety? _____
- Fun? _____
- Decoration? _____



Draw and label some **materials** that you will use to make your pet home:

Draw some pictures that show you making the new pet home:

--	--	--



On the back of this page, draw your pet enjoying its new home. Label any important parts of the home.



Related Outcome: Students will incorporate a pet's needs into the design of a shelter.
Subject Areas: Technology – Design Process, Materials; Science – Life and Living.

Secret Code

Name: _____

A friend has sent you a message in code about his pet. See if you can use the clues to work it out.

A	B	C	D	E	F	G	H	I	J	K	L	M
1	2	3	4	5	6	7	8	9	10	11	12	13

N	O	P	Q	R	S	T	U	V	W	X	Y	Z
14	15	16	17	18	19	20	21	22	23	24	25	26


 Write the letters in the spaces below:

13	25		4	15	7		12	15	22	5	19	

20	15		18	21	14		9	14		20	8	5


16	1	18	11



 Make up your own code in the space underneath. You can use numbers, shapes or symbols.

A	B	C	D	E	F	G	H	I	J	K	L	M

N	O	P	Q	R	S	T	U	V	W	X	Y	Z

 On the next page, write a message about your pet using your code. Make sure you leave spaces between each word. See if a friend can work it out.

Lost and Found

Name: _____


Oh No! Look who was left behind at the Pet Show.



Design a FOUND poster to help Bella find her owner.

Tick the boxes to make sure you include:

- Where she was found
- When she was found
- What her name tag says
- What she looks like
- Who the owner should contact to get her back



Sample

Write three places you would put this poster:

① _____

② _____

③ _____



Related Outcome: Students will include appropriate information on a "Lost" poster for a pet.
Subject Areas: English – Viewing, Writing.