

Levelled Phonics Activities



x-r _____



c _ k



n t



t _ b




t _____



h _ v



p _ rate



t _ st

Helping teachers
to cater for
different abilities
within one
classroom.



By Lee-Anne Percival

Contents

Teachers' Notes	4
Curriculum Links	5
Words With ind ☺	6
Words With ind ✓	7
Words With i ☺	8
Words With i ✓	9
Words With old ☺	10
Words With old ✓	11
Words With o ☺	12
Words With o ✓	13
Words With a-e ☺	14
Words With a-e ✓	15
Words With a-e ✓	16
Words With a-e ☆	17
Words With i-e ☺	18
Words With i-e ✓	19
Words With i-e ✓	20
Words With i-e ☆	21
Words With o-e ☺	22
Words With o-e ✓	23
Words With o-e ✓	24
Words With o-e ☆	25
Words With u-e ☺	26
Words With u-e ✓	27
Words With u-e ✓	28
Words With u-e ☆	29
Words With ai ☺	30
Words With ai ✓	31
Words With ai ✓	32
Words With ai ☆	33
Words With ay ☺	34
Words With ay ✓	35
Words With ay ✓	36
Words With ay ☆	37
Words With ea ☺	38
Words With ea ✓	39
Words With ea ✓	40
Words With ea ☆	41
Words With ee ☺	42
Words With ee ✓	43
Words With ee ✓	44
Words With ee ☆	45
Words With ie ☺	46
Words With ie ✓	47
Words With oa ☺	48
Words With oa ✓	49
Words With oa ✓	50
Words With oa ☆	51
Words With oe ☺	52
Words With oe ✓	53
Revision	54-57
Answers	58-60




Teachers' Notes

The focus of this book is to provide work sheets at different ability levels for the same phonetic sounds. This allows teachers to cater for different ability groupings in the class while still working on a common phonetic sound.

The activities are designed to help children to read and write the phonetic sound in a meaningful way, by requiring them to comprehend the text to complete the activities.

The aim is to create an inclusive approach that allows all students to succeed.

Keys to Levels (symbols indicated at the top of each page.)

-  The easy level has simplified language, picture clues, and more space for the student to write the answers. This makes it suitable for younger students or slightly older students who need extra assistance.
-  The standard level has 3-4 different question types, picture clues and an increased amount of work. There are often two sheets at this level. As the children become more competent some will be able to complete the two sheets in the time allowed. This is an indication they may be ready to move on to some extension.
-  The extension sheet has fewer picture clues. It introduces a higher level of vocabulary. It often includes activities like alphabetical order and spelling rules.

If the children are working at their correct level, they should all take about the same amount of time to complete the work sheets.

Sample

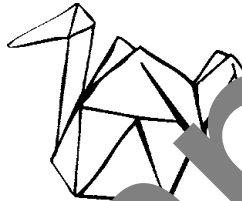



Words With **old**



Add **old**.

c___ h___ g___ b___ f___ s___ t___

Write the correct **old** word underneath each picture.



Find the seven **old** words.

i	f	a	e	k	s	i	p	b	l	s
f	c	o	l	d	s	h	t	o	g	o
u	i	n	w	x	b	c	d	l	f	l
n	t	j	h	o	l	d	e	d	l	d
r	o	k	q	r	s	t	u	y	v	s
a	l	r	o	w	l	f	o	l	d	c
l	d	v	l	r	e	a	v	z	s	k
o	s	s	d	w	e	g	o	l	d	z

Words With a - e



Add **a - e**.

c_k_ pl_t_ t_p_ r_k_ sn_k_

Write the correct **a - e** word underneath each picture.




Write **yes** or **no**.

1. Can a girl make a **cake**?



4. Can a boy eat **grapes**?



2. Does Batman wear a **cape**?



5. Can you swim in a **lake**?



3. Can you rake a **plate**?




6. Is a **snake** a baby bird?



Read each clue. The answer is an **a - e** word.

I am a fruit. _____

I am a reptile. _____



On the back of this sheet draw a red **snake**
with a yellow **cupcake**.

Words With i - e



Add **i - e**.

sp__n__

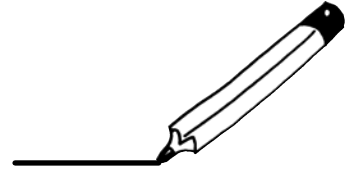

h__k__

br__d__

str__k__

l__n__

Write the correct **i - e** word underneath each picture.



Complete these sentences using the words:

beside wipe strike hike
hide ripe pipe mine

1. I like to sit _____ my best friend.

2. Let's play _____ and seek.

3. I like plums when they are _____.


4. Tom got a _____ at the bowling alley.

5. Mum used a cloth to _____ the table.

6. I like to go for a _____ in the hills.

7. They dug the gold out of the _____.

8. Dad fixed the broken water _____.



Read the clue. The answer is an **i - e** word.

I am another word for backbone: _____.

Words With ai



Add **ai**.

p__nt

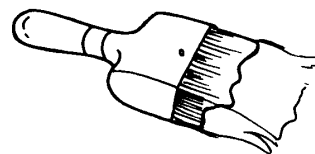

s__l

br__n

n__l

sn__l

Write the correct **ai** word underneath each picture.



Write **yes** or **no**.


1. Can a man **paint** a wall?



3. Can a boy **sail** in a boat?



2. Can a **snail** go fast?




4. Can a dog wag his **tail**?




Read each clue. The answer is an **ai** word.

I run on rails.




I wag.



The postman delivers me.

I am part of a boat.



I am a dirty mark on a shirt.



Words With **ai**



remain grain complain explain faint obtain
entertain pain wail against pail aim

Unjumble the **ai** words.

miplncao _____

leapinx _____

sainag _____

marein _____

teeinrnta _____

ilaw _____

Write these words in ABC order:

pain obtain entertain pail

Match the words to their meanings:

complain faint explain grain

1. The seed of wheat, corn or oats. _____
2. To say you are not happy about something. _____
3. To feel so dizzy that you fall down. _____
4. To describe what something means so it's easy to understand.

On the back of this sheet, write each homophone in a sentence to show its meaning.

pail pale

wail whale