

Ebook Code: REAU1123



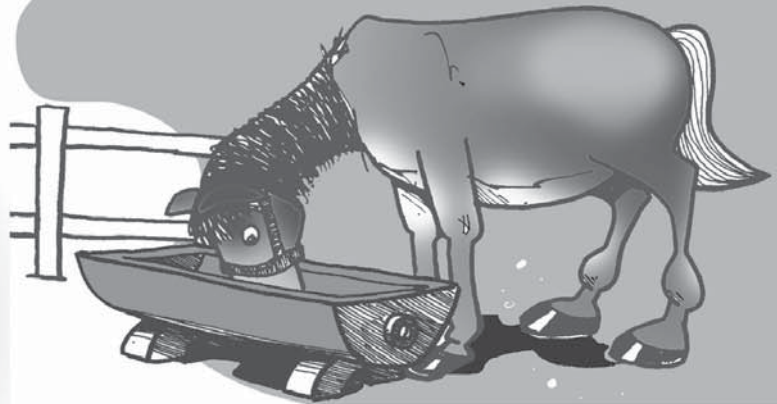
*Developing English Skills
Through Themes*



10+ YEARS

Animals!

*Creative and practical activity sheets to teach
English skills in the primary classroom.*



By Frances Croft

- Dogs
- Rabbits
- Puppies
- Horses
- Cats
- Ponies

Contents

Teachers' Notes	4
Curriculum Links	5
Cats	6
Activity Sheets	7-11
Dogs	12
Activity Sheets	13-17
Horses	18
Activity Sheets	19-23
Ponies	24
Activity Sheets	25-29
Puppies	30
Activity Sheets	31-35
Rabbits	36
Activity Sheets	37-40

Teachers' Notes

Animals is the first book in the series *Developing English Skills Through Themes*.

There are seven sections in this book and the activities are suitable for students ten years of age and above.

These activities relate to the English curriculum and have been carefully constructed to help students continue to develop their reading, writing, speaking and listening skills. The activities are fun, varied and the instructions are clear.


The first page of each section provides basic facts for the students.

These Activities:

- will help the students continue to develop their understanding of poems, short stories, diary entries and storyboards
- can be completed by students with different abilities
- allow students to succeed
- increase a student's confidence and raises his / her self-esteem
- could be used as an introduction to an in-depth study of the subject
- allow students to work in groups or individually
- It is suggested that all students complete the first sheet before starting the others.
- It is suggested that the students' work be displayed.
- Answers, where possible, are at the back of the book.

Each topic can be approached in different ways and the students may want to seek further information about the subject.

Cats



■ Read the text below about cats then answer the questions.




It is thought that the Egyptians, who lived about four thousand years ago, were the first people to appreciate the cat. The domestic cat is usually small and it can extend and retract its claws. Its sharp, hooked claws are kept in a soft, leathery pocket at the end of each toe. To identify its territory, a cat will scratch trees and other objects.

A cat is an excellent hunter and it has flexible joints and powerful muscles. Its skeleton has about 250 bones and about 500 muscles. A cat's supple spine allows it to move quickly and to pass through small places. Did you know that a cat walks on its toes?

After jumping from a great height, a cat can land on its four feet and its tail provides balance when it jumps or falls. A cat's whiskers are very sensitive and are used for testing obstacles and to help it find its way at night.

A cat uses its tongue for many purposes such as eating and grooming. It has excellent hearing and sense of smell, and when it hears a noise, it turns towards the sound. A cat's eyes are special. At the back of the eye there is a special tissue and this allows the cat to see in the semi-dark. Cats have an excellent memory and their normal lifespan is about fifteen years.



Questions

1. Who were the first people to appreciate cats? _____
2. Are cats' claws sharp? _____
3. What does 'identify its territory' mean? _____

4. What part of a cat helps it to balance? _____
5. What does a cat use its whiskers for? _____

6. Name two things that a cat uses its tongue for. _____


7. Why are a cat's eyes special? _____

8. What is the normal lifespan of a cat? _____



Creative Letters

- Write the word cat so that the letters resemble a cat.



- Explain how you should care for a cat. You could do this using pictures with captions underneath or in the form of a cartoon strip.

Cat Notes


- Write brief notes about each of the following as they relate to cats:

flexibility _____
smell _____
hearing _____
jumping _____
hunting _____
food _____




Write A Poem

- Write a poem about a cat. Illustrate your poem. You could copy a poem or part of a poem. If you copy a poem remember to write the poet's name and the title of the book underneath the poem.




- Explain why you think cats groom themselves. Write the reasons inside the cat and around the cat if you need more room. **You might have up to eight reasons!*



Create A Book Cover

- Create a book cover for a new book on cats. Think of a title and include any information that will help readers understand what the book might be about. Decorate the book cover so that it will stand out from other books on the shelf. Complete this task on a separate piece of paper and fold the paper so that it looks like a book.

Write A Bedtime Story



- Write a bedtime story for small children about cats.



Young children like large pictures and short sentences in their stories. Your story must have a beginning, a middle and an end. In the beginning it would be a good idea to introduce your cat or cats. In the middle the cat or cats must encounter a problem. In the end the cat or cats should find a way to solve the problem or the problem is fixed for the cat or cats by someone else. Children like happy endings! Plan your work below.



- Your cat (s): _____
- Problem it/they come across: _____


- How the problem is fixed: _____

■ Begin your story here: _____



Cats Sheet 5

- Make a small Word Find. Write five or six words about cats in the grid below and surround the words with letters.
*Give your Word Find to a friend to see if he/she can find your hidden words.
Remember to keep a copy of your words so that you don't forget them!



You Be The Judge!


- You have been asked to be a judge at the Cat Show. Using dot points, show what you, as a judge, will look for in the cats.



Poster Design

- On a separate piece of paper design a poster for the National Cat Show that will be held in your town. Think carefully about the information needed on the poster. What colours will you use? The size of the letters on the poster is also important. How much will it cost to visit the cat show?

Horses



■ Read the text below about horses then answer the questions.




Horses have been on Earth for thousands of years. Domestic horses have been trained while wild horses live in herds.

Many people believe that horses are magical creatures. Horses are bursting with energy and are full of the joy of living. A horse can become a friend and can survive almost anywhere. The care of horses is very important. A horse's age is told by its teeth and its height is measured in hands.

Sometimes horses, although gentle, can become dangerous. They are easily frightened and when this happens they can become violent. Horses can bite, kick, strike and bolt.

Horses are herbivores which means that they don't eat meat. They prefer to eat grass, oats and hay and need water to survive. They also like apples. They like eating small amounts steadily throughout the day. This is known as grazing.

Horses remain a fascination for many people from childhood through to old age. Today, there are many pony clubs. The top riders of the world often start at pony club level.




Questions

1. How do you tell how old a horse is? _____
2. How is a horse measured? _____
3. When and how do horses become dangerous? _____

4. What does the term herbivore mean? _____
5. What do horses eat? _____
6. Explain the term grazing. _____

7. What is a pony club? _____



Brainstorm

- Imagine that you are writing a book on horses. Brainstorm some titles for your book here. Remember a title must be catchy and relate to the book's topic.

- Answer the following questions.

1. Why do people use horses for work?

People use horses _____

2. How do you think horses feel when they have a heavy load to carry?

I think that _____

3. What is meant by the saying, 'The right horse for the right rider'?

The saying means _____

4. Why do many people love horses?

I think _____

5. Why would you suggest a young person takes riding lessons?

I would _____


Library Research

- Find four books about horses. For each book write down the title, author, publisher and the date that each book was published. Decide how to set out the information. On the back of this sheet, in paragraph form, describe the book that you like the best and give a reason.

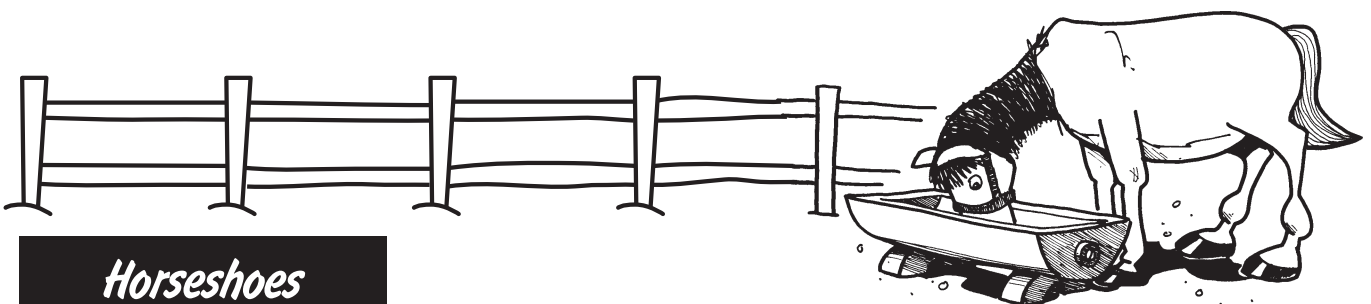


Write A Poem

- Write an acrostic poem about horses. Illustrate your work.



- Using pictures with captions underneath, or in cartoon form, show what a horse needs to eat and drink to stay healthy.



Horseshoes

- On the back of this sheet draw one horseshoe facing upwards and one facing downwards. The one facing upwards symbolises luck. Write good things about horses inside and around this horseshoe. A horseshoe that is facing down is unlucky. Write problems associated with horses inside and around this horseshoe.