

*Ebook Code REAU8008*

 Ready-Ed  
Publications

**PHOTOCOPY  
MASTERS**

# Christmas for Juniors

Language Activities, Art/Craft Ideas and  
Christmas Recipes for 5 to 8 year olds

**SAMPLE**

Jeanette Woods

# Contents

Introduction	4	Christmas Cloze 1	32
<b>LANGUAGE FOR CHRISTMAS</b>	5	Christmas Cloze 2	33
Christmas Words	6	Christmas Picture Puzzle	34
Christmas Phonics	7	Who Lives Here?	35
Words That Begin With 'ch'	8	The Shepherd Story	36
Look for Little Words	9	The Christmas Tree	37
More Christmas Words	10	The Christmas Season	38
Match the Compound Words	11	Christmas Bunting	39
Matching Pairs	12	Christmas Sweets	40
Using Words	13	Recipes for Christmas	41
Language Skills	14	What We See in the Window	42
Christmas Words 1	15	On Christmas Day	43
Christmas Words 2	16	Christmas Shopping Specials	44
Christmas Questions	17	Adapted Oral English Games	45
Christmas Lists 1	18	Make Your Own Post Office	46
Christmas Lists 2	19	Writing Ideas	47
Christmas Acrostics	20	<b>CRAFT FOR CHRISTMAS</b>	48
Christmas Trees	21	Christmas Jars	49
Christmas Group	22	Christmas Tree	50-51
A Crossword for Christmas	23	More Classroom Decorations	52-53
Find the Christmas Words 1	24	Two-Sided Christmas Cards	54-55
Find the Christmas Words 2	25	<b>RECIPES FOR CHRISTMAS</b>	56
Who Am I?	26	Making a Recipe Book	57
What Am I?	27	Recipes for Christmas	58-62
Who Am I?	28	Answers	63-63
Christmas Cheer	29		
At Christmas Time 1	30		
At Christmas Time 2	31		

# Introduction

The weeks prior to Christmas lend themselves to a variety of activities that can make the festivities which will be celebrated with the family more meaningful.

This book draws on experiences which will already be familiar to most children, but allows children to find out how some of the commonplace traditions originally came to be established.

The book is divided into three sections all centering on the Christmas theme:

## **LANGUAGE FOR CHRISTMAS**

The LANGUAGE SECTION is basically an accumulation of language orientated ideas which can be used in junior primary. The skills assessed are comprehension, (through cloze, and question and answer tasks and word searches), creative writing, phonics and dictionary usage. Teacher idea pages and templates are also provided.

## **CRAFT FOR CHRISTMAS**





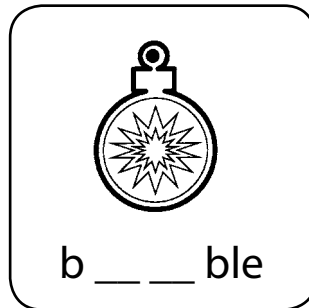
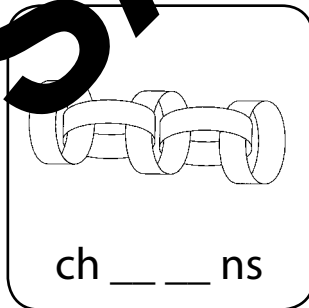
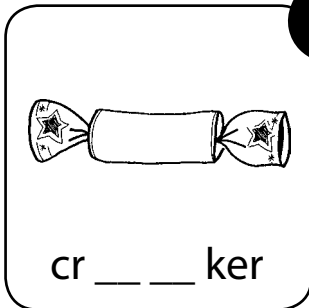
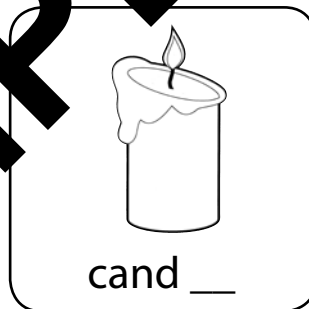




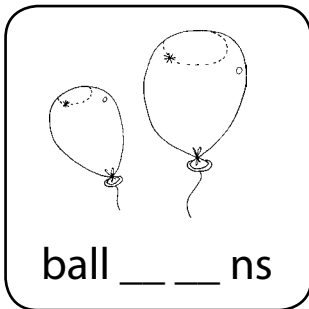

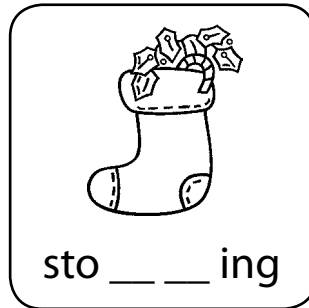
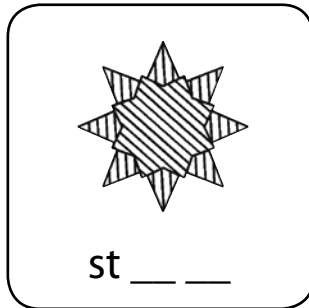

The CRAFT SECTION contains some art/craft activities which are useful in the lead up to Christmas. It incorporates both ideas and templates that are suitable for use by junior primary children.

## **RECIPES FOR CHRISTMAS**

The RECIPE SECTION focuses on recipe reading and the making of simple biscuit novelties which assesses measuring and counting skills. The recipes used are tried and trusted and most are taken from my late grandmother's and mother's handwritten cookbooks dating from 1914 to 1934 respectively.

# ★~★~★ Christmas Phonics ~★~★~★

Complete the words below to match the pictures.



★~★~★~★ Christmas Words 1 ~★~★~★

CHRISTMAS WORD LIST				
gift	holly	decoration	choir	nuts
toys	games	bauble	ham	cracker
lollies	tree	lights	carol	wreath
ivy	angel	tinsel	turkey	bells

**Write the Christmas Word List in dictionary order.**

---

---

---

---

---

---

---

---

---

---

---

---

---

---

---

---

---

---

---

---

---

---


---

---

---

---

**Choose five things from the list to draw and decorate the tree below.**



**Write a sentence about the decorations on your tree.**

---

---

# ★ Who Lives Here? ★

Use the words below to complete the sentences.

## WORD LIST

Santa's

toys

bird

tree

sheep

turkey

apple

angel

donkey

1. The North Pole is \_\_\_\_\_ home.

2. Heaven is where an \_\_\_\_\_ lives.

3. A forest is home for a \_\_\_\_\_.

4. An \_\_\_\_\_ tree is in an orchard.





5. A stable is the home of \_\_\_\_\_.

6. A paddock is the place for \_\_\_\_\_.

7. A nest is the home for a \_\_\_\_\_.

8. A \_\_\_\_\_ lives in a farmyard.

9. \_\_\_\_\_ stay in a toybox.



# ★~★~More Classroom Decorations~★~★

## See Through Window Pictures

### What you will need

- bright paint
- paint brushes
- paper
- salad oil

### What children do

1. Children paint pictures of Christmas scenes as a table painting activity.
2. Allow to dry and brush paintings over lightly with salad oil.
3. Again allow to dry.
4. Glue paintings to windows to give the effect of stained glass windows.

## Snap Chain

### What you will need

- templates on pages 52-53
- coloured card
- drinking straws
- wool
- tapestry needles

### What children do

1. Use the templates to cut out a variety of shapes from card or other materials.
2. Cut the straws to 3 cm lengths.
3. Thread needle with wool and push through centre of shape.
4. Thread on straws together with card shapes to make a chain which can be hung from a tree or the roof.

