

Online Classroom

Australian History Series Year 6


PACKAGE INCLUDES:

✓ Interactive online resource

PLUS

✓ Teachers' Guide

✓ BLM Activity
Sheets



Year 6 topics include:

- Australia's Federation
- Australian Democracy And Citizenship
- Australian Migrants
- Contribution Of Migrants



Title:
Online Classroom:
Australian History Series
– Year 6
© 2017 Ready-Ed
Publications
Printed in Australia
Based on *Australia as a
Nation* by Sharon Szczecinski
from *The Australian History
Series - Book 5* (Photocopy
Masters).

Acknowledgements

Ready-Ed Publications has endeavoured to attribute images and photographs where necessary. Please contact info@readyed.com.au to update copyright information regarding the material used.

- i. National Library of Australia
- ii. Wikimedia
- iii. Flickr
- iv. Illustrator: Alison Mutton
- v. istock.comistock.com

Front cover: Teacher pointing © www.istockphoto.com/cherezoff
Page 6: Teacher with students looking at tablet © www.istockphoto.com/dolgachov
Page 8: Teacher with computer © www.istockphoto.com/BruceShippee

Copyright Notice

The purchasing educational institution and its staff have the right to make copies of the whole or part of this book, beyond their rights under the Australian Copyright Act 1968 (the Act), provided that:

1. The number of copies does not exceed the number reasonably required by the educational institution to satisfy its teaching purposes;
2. Copies are made only by reprographic means (photocopying), not by electronic/digital means, and not stored or transmitted;
3. Copies are not sold or lent;
4. Every copy made clearly shows the footnote, 'Ready-Ed Publications'.

Any copying of this book by an educational institution or its staff outside of this blackline master licence may still be within the educational statutory licence under the Act.

The Act allows a maximum of one chapter or 10% of the pages of this book, whichever is the greater, to be reproduced and/or communicated by any educational institution for its educational purposes provided that

educational institution (or the body that administers it) has given a remuneration notice to Copyright Agency Limited (CAL) under the Act.

For details of the CAL licence for educational institutions contact:

Copyright Agency Limited
Level 19, 57 Liverpool Street
Sydney NSW 2000
Telephone: (02) 9394 7600
Facsimile: (02) 9394 7601
E-mail: info@copyright.com.au

Reproduction and Communication by others

Except as otherwise permitted by this blackline master licence or under the Act (for example, any fair dealing for the purposes of study, research, criticism or review) no part of this book may be reproduced, stored in a retrieval system, communicated or transmitted in any form or by any means without prior written permission. All inquiries should be made to the publisher at the address below.



Published by:

Ready-Ed Publications
PO Box 276 Greenwood WA 6024
www.readyed.net
info@readyed.com.au

ISBN: 978 192 561 109 0

Introduction

What Is Online Classroom?

Online Classroom has been created by Ready-Ed Publications for schools, teachers, home school educators and parents. Online Classroom means that students use interactive technology to learn skills and content prescribed by the Australian Curriculum. By learning online, students will be more engaged with the content and actively demonstrate the skills. Online Classroom can be used on a multitude of devices such as smart/whiteboards, tablets and laptops and is accessible 24/7. There are many different Online Classroom packages to choose from. Go to: **www.readyed.net** and click on **Online Classroom** to select a package that suits your needs.

What Is Online Classroom: Australian History Series?

Online Classroom: Australian History Series consists of six digital packages which cater for primary aged children in Year 1 through to Year 6. Choose one or more of these digital resources to cater for the age group that you are teaching. Online Classroom: Australian History Series will change the way your students learn about the past. Students learn through interactive content, engaging graphics, videos and sound.

Online Classroom: Australian History Series is a flexible resource. It can be used to:

- plan and present your History lessons;
- generate lively class discussions about Australian History;
- set up group work;
- foster independent learning on individual devices;
- set online homework;
- set digital research tasks.

We hope that you enjoy your learning experience with Online Classroom: Australian History Series!

Online Classroom: Australian History Series - Year 6 package includes:

Interactive online resource

See page 8 for your login code that will provide you with access to Online Classroom: Australian History Series - Year 6.




Teachers' guide

A step-by-step guide to using Online Classroom: Australian History - Year 6. This includes how to login and navigate.



Activity sheets

Students can complete the activity sheets after viewing each section of Online Classroom: Australian History Series - Year 6. You can find the activity sheets online as well as in this BLM.



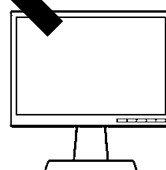
VIEWING ONLINE CLASSROOM

Online Classroom can be used on a multitude of devices such as smart/whiteboards, tablets and laptops.

Research shows that students are much more engaged when they are presented with visually stimulating material and information that can be explored in a fun and interactive way. Touch buttons and video clips coupled with colourful and exciting visuals will complement traditional learning material.



You might choose to present Australian History Series - Year 6 on an electronic smart/whiteboard. This will create lots of lively discussion. Print out or photocopy relevant activity sheets and distribute to the class to consolidate learning. Activity sheets can be found inside this BLM or online.



Encourage independent learning on individual devices. Let students explore Online Classroom at their own pace. To do this share the link with your class (www.online-classroom.com.au/ahsyear6) and write the login details (see page 8) up on the board for the students to see and use.

TIP



Set digital homework using the activity sheets provided or create your own to consolidate understanding.

REGISTERING YOUR PRODUCT & LOGGING IN

To access your online resource you need to register your product by following the steps below.

1. Go to **www.online-classroom.com.au** and type in your full name; school/organisation name; email address and your unique code below. If you are not associated with a school or organisation, you will need to retype your name in this field. Do not leave this field blank.

code: 611090

2. Click the **Register My Product** button.
3. Check your email inbox (including your junk mail). You will have received an email with your login details. Click or copy and paste the link emailed to you and it will take you to the online resource. You are ready to go!
4. Keep a handy reference of your login details by completing your school/organisation name and unique code on page 9. If you are not associated with a school or organisation, please type in your full name instead. Do not leave this field blank.

To avoid typing in your school/organisation name and unique code every time you login, follow the tip below.

If you forget your login details, please contact us at: info@readyed.com.au



TIP



After you have logged in for the first time, save the link in your browser by clicking the star icon in the browser address bar.

WELCOME TO THE HOME PAGE

HOME

Once you have logged in, you will land on the HOME page. You will always have access to this page by clicking on the HOME tab button located on the top navigation bar.

TOP NAVIGATION BAR

Use this menu to navigate through the resource. Year 6 has been divided into four curriculum-linked sections. See pages 11-13 for more information about these sections.



TEACHER SECTION

Use this button at the bottom of the screen to navigate to the information for teachers. This is where you will find: curriculum links, answers and printable activity sheets. Activity sheets are also available as photocopiable pages in this BLM.

See page 16 for more detailed information about the TEACHER SECTION.

GET STARTED..

For a quick start, click on **GET STARTED>>**. This button will take you to page 1 of the first topic in Section 1.

Section 1: Australia's Federation
1st topic: Government, Laws and Federation



Online Classroom

Australian History Series

Year 6

Navigate Through The Sections

Section 1: Australia's Federation

Section 2: Australian Democracy And Citizenship

Section 3: Australian Migrants

Section 4: Contribution Of Migrants

Complete this activity page after viewing Section 1: Federalism

- ☐ Examine the table on page 11. It outlines the responsibilities of the various levels of government. Decide which level of government takes responsibility for the situations shown below.



You apply for a passport to go on holiday to Bali.



A new children's hospital is built in Western Australia.




A group of 200 asylum seekers arrive on Christmas Island.




The people of Australia are asked if they want to become a republic.



A water main bursts, flooding the central business district in Sydney.



The City of South Perth changes its rubbish collection day from Friday to Monday.



The shire of Bega Valley increases car parking patrols during January.



A national program encouraging parents to read to their children is started.




Police in Victoria are to receive new powers to tackle crime.


Complete this activity page after viewing Section 3: Gold!

In order to understand the events surrounding the gold rush era in Australia, it is useful to put yourself in the position of the main historical figures involved.

- ☐ Imagine that you are Edward Hargraves and you have just discovered gold. Tweet (text-based post of up to 140 characters) on Twitter to announce your discovery.

Twitter	
	<p>Name: Edward Hargraves</p> <p>Tweet: _____</p> <p>_____</p> <p>_____</p> <p>_____</p> <p>_____</p> <p>_____</p> <p>_____</p>

- ☐ Now imagine that you are John Lister (Hargraves' partner). You are enraged that you are not getting any credit for your hard work. Post your own account of what happened on your Facebook page.

Facebook	
	<p>Name: John Lister</p> <p>Wall Post: _____</p> <p>_____</p> <p>_____</p> <p>_____</p> <p>_____</p> <p>_____</p> <p>_____</p>

Extra

Use the back of this page to write a diary entry from the point of view of a migrant who has moved to Australia because of the discovery of gold.


Activity

Contributions to the Nation 3

Complete this activity page after viewing Section 4: Contributions to the Nation.

The current Australian flag reflects our British heritage, our position in the world and our states and territories.

- ☐ Colour in the Australian flag and annotate the flag to show what each part represents.



Design a New Flag

- ☐ A nationwide competition has been announced to design a new flag. Design yours in the space below and annotate the symbols to explain why you have included them.

Extra

Use the back of this sheet to draw and colour the flag(s) which connect to your descent.