

History

Expressing Time



For Junior Primary



Contents

Past and Future.....	Page 3
Time Words	Page 4
Past and Present	Page 5
One Day.....	Page 6
One Week.....	Page 7
A Week at Camp	Page 8
One Year	Page 9
Once a Year	Page 10
Months.....	Page 11
Answers.....	Page 12

Preview

Title: **Expressing Time** For Year 4 Primary
 Published by **Ready-Ed Publications** © 2019
 Taken from: Family Life - Australian History Series
 Author: Lindsay Marsh Illustrator: Alison Mutton

Copyright Notice

The purchasing educational institution and its staff have the right to make copies of the whole or part of this book, beyond their rights under the Australian Copyright Act 1968 (the Act), provided that:

1. *The number of copies does not exceed the number reasonably required by the educational institution to satisfy its teaching purposes;*
2. *Copies are made only by reprographic means (photocopying), not by electronic/digital means, and not stored or transmitted;*
3. *Copies are not sold or lent;*
4. *Every copy made clearly shows the footnote, 'Ready-Ed Publications.'*

Any copying of this book by an educational institution or its staff outside of this blackline master licence may fall within the educational statutory licence under the Act.

The Act allows a maximum of one chapter or 10% of the pages of this book, whichever is the greater, to be reproduced and/or communicated by any educational institution for its educational purposes provided that educational institution (or the body that administers it) has given a remuneration notice to Copyright Agency Limited (CAL) under Act.

For details of the CAL licence for educational institutions contact:

Copyright Agency Limited
 Level 19, 157 Liverpool Street
 Sydney NSW 2000
 Telephone: (02) 9394 7600
 Facsimile: (02) 9394 7601
 E-mail: info@copyright.com.au

Reproduction and Communication by others

Except as otherwise permitted by this blackline master licence or under the Act (for example, any fair dealing for the purposes of study, research, criticism or review) no part of this book may be reproduced, stored in a retrieval system, communicated or transmitted in any form or by any means without prior written permission. All inquiries should be made to the publisher.

Ready-Ed Publications:
info@readyed.com.au
www.readyed.net

Activity


Past and Future



Some words are used to talk about the past and some words are used to talk about the future.

- Colour the word **past** or **future** under each picture. Highlight the words in the speech bubbles that tell you whether they are talking about the past or the future.

My parents lived in a different house before I was born.



Past

Future

When I grow up I am going to be a doctor.



Past

Future

My grandma went to school a long time ago.



Past

Future

Next week I am going to the zoo.



Past

Future

- On the back of this page draw something that you did before school today and something that you are going to do after school today.

Activity**Time Words**

There are words and phrases that we can use to describe when things are happening, have happened or will happen.

- Cut out and sort the words and phrases below into the past, present and future columns.

Past	Present	Future

Preview

next week	many years ago	at the moment
long time ago	last week	today
once upon a time	yesterday	tomorrow
in a few days time	right now	next year

- On the back of this page draw:
- something that you remember doing a long time ago.
 - the job that you would like to do when you are older.

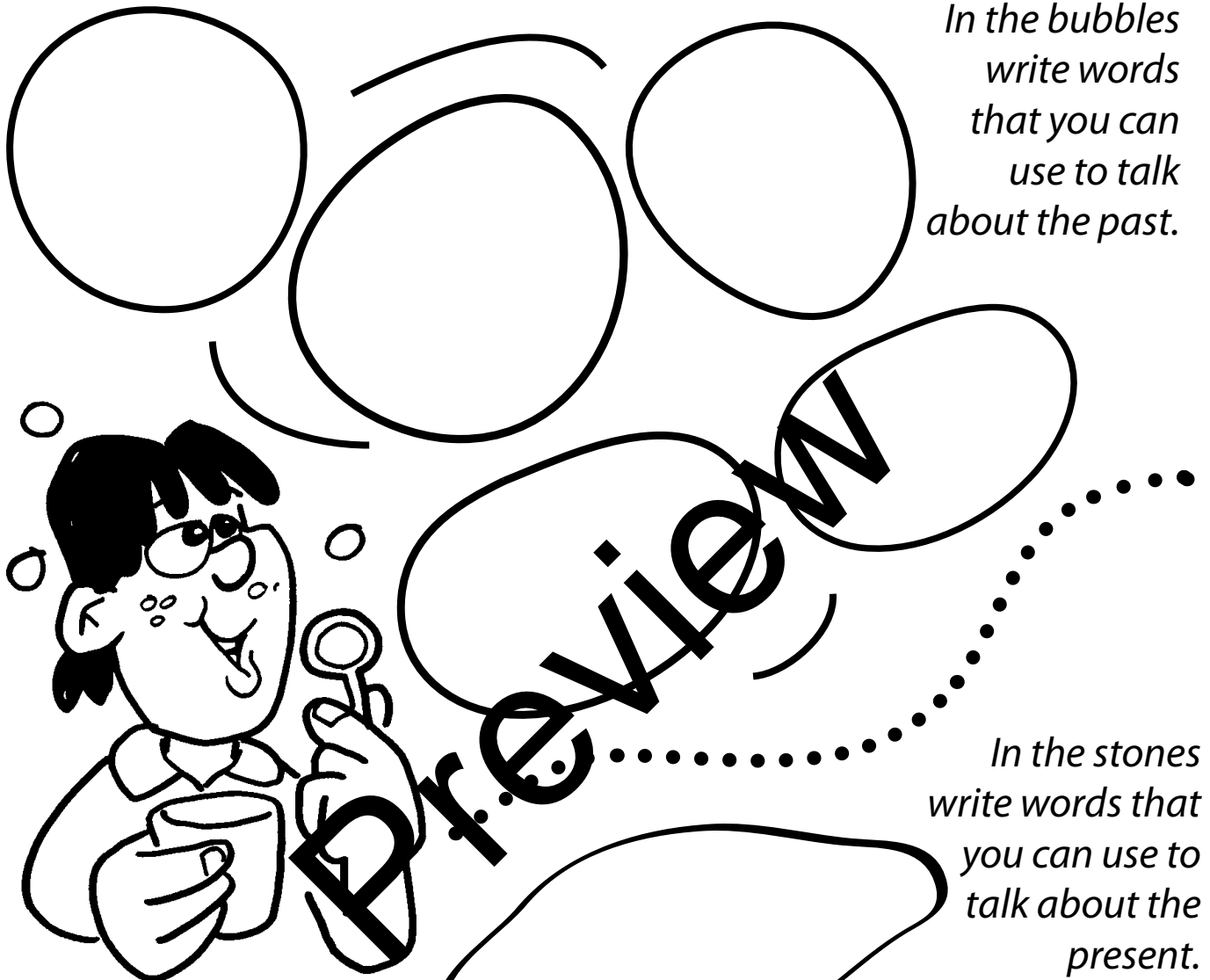
Activity

Past and Present



Some words can be used to talk about the past.
Some words can be used to talk about the present.

*In the bubbles
write words
that you can
use to talk
about the past.*



*In the stones
write words that
you can use to
talk about the
present.*



Activity


One Day



Morning, afternoon, evening and night, are all words used to talk about the different times of one day. One day is a period of time.


- Fill out the plan below to show some of the things that you did at each time of the day yesterday.

Day: _____



Morning

Afternoon



Evening

Night

Activity


One Week




A week is a period of time made up of seven days.

- Fill out the plan below to show some of the things that you did each day last week.


Monday




Tuesday



Wednesday



Thursday



Friday

Saturday

Sunday

Preview



Activity

A Week at Camp



A week is a period of time made up of seven days.

- Imagine that you are at a camp where you can choose the activities that you would like to do for the week. Fill out the plan by cutting out one activity from the pictures below for each day.

Monday

Tuesday


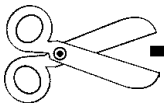
Wednesday

Thursday


Friday

Saturday


Sunday




reading




bike riding



cricket



football



computer games




swimming




writing




music



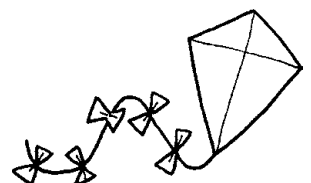
horse riding



art and craft



skateboarding




flying a kite

Preview



A year is a period of time made up of 12 months.



- Follow the instructions below.
- Draw a yellow sun in the summer months.
- Colour the autumn months orange.
- Draw rain in the winter months.
- Colour the spring months green.

January

February

March

April

May

June

July

August

September

October

November

December

- Draw stars in the month of your birthday.

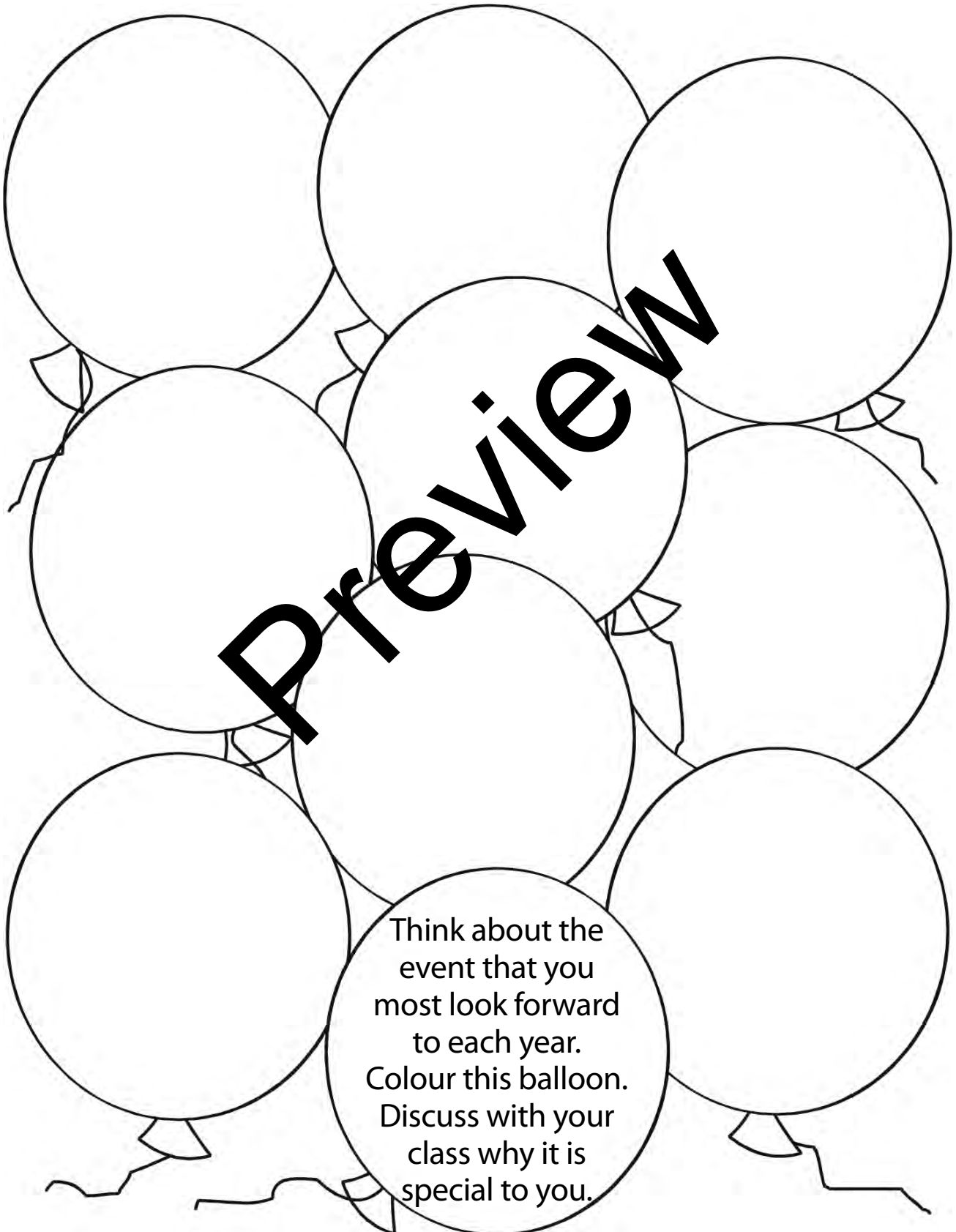
Activity

Once a Year



There are some events that happen once a year, such as birthdays and some celebrations like Australia Day. If something happens once a year it happens annually.

- In the balloons below write or draw some events or celebrations that only happen once a year.





A month is a period of time. Most months have 30 or 31 days, but one of the months (February) has only 28 days.

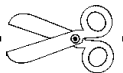
- Sing this little chant to help you remember how many days make up each month.

**30 days has September,
April, June and November.
All the rest have 31
except February, which has 28
and 29 in a leap year!**



- There are 12 months in a year. Cut out the 12 months of the year and arrange them in order on a blank sheet of paper.

September	January	November
June	October	February
April	August	July
May	March	December



- Next to each month, use the rhyme to write how many days are in each month.

Past and Future (Page 3)

Past: lived; before

Future: am going

Past: went

Future: am going

Past, Present, Future (Page 4)

Past: many years ago; a long time ago; last week; once upon a time; yesterday

Present: at the moment; today; right now

Future: next week; tomorrow; in a few days time; next year

One Day (Page 6)

For older children, discuss what hours of the day make up the morning, the afternoon, the evening, and the night.

One Week (Page 7)

Ask students to colour the weekdays in red and the days that make up the weekend in yellow.

A Week at Camp (Page 8)

Brainstorm other activities that the students might like to include in their week, e.g. visiting an amusement park and going to the movies.

Months (Page 9)

They could highlight the month of their birthday or any other special months.

One Year (Page 10)

Ask questions to develop vocabulary and time concepts (e.g. what month is Christmas in? How many weeks of holidays do you have each year?).

Once a Year (Page 11)

Ask students to look through old calendars for examples of events that only happen once a year.