


Maths

Telling Time



For Junior Primary



Contents

Telling Time 1.....	Page 3
Telling Time 2.....	Page 4
Telling Time 3.....	Page 5
Telling Time 4.....	Page 6
Telling Time 5.....	Page 7
Answers.....	Page 8

Preview

Title: **Telling Time** For Junior Primary
Published by **Ready-Ed Publications** © 2019
Taken from: OzzieMaths Series, Maths: Year 1 & Maths: Year 2
Author: Anita Green

Copyright Notice

The purchasing educational institution and its staff have the right to make copies of the whole or part of this book, beyond their rights under the Australian Copyright Act 1968 (the Act), provided that:

1. *The number of copies does not exceed the number reasonably required by the educational institution to satisfy its teaching purposes;*
2. *Copies are made only by reprographic means (photocopying), not by electronic/digital means, and not stored or transmitted;*
3. *Copies are not sold or lent;*
4. *Every copy made clearly shows the footnote, 'Ready-Ed Publications.'*

Any copying of this book by an educational institution or its staff outside of this blackline master licence may fall within the educational statutory licence under the Act.

The Act allows a maximum of one chapter or 10% of the pages of this book, whichever is the greater, to be reproduced and/or communicated by any educational institution for its educational purposes provided that educational institution (or the body that administers it) has given a remuneration notice to Copyright Agency Limited (CAL) under Act.

For details of the CAL licence for educational institutions contact:

Copyright Agency Limited
Level 19, 157 Liverpool Street
Sydney NSW 2000
Telephone: (02) 9394 7600
Facsimile: (02) 9394 7601
E-mail: info@copyright.com.au

Reproduction and Communication by others


Except as otherwise permitted by this blackline master licence or under the Act (for example, any fair dealing for the purposes of study, research, criticism or review) no part of this book may be reproduced, stored in a retrieval system, communicated or transmitted in any form or by any means without prior written permission. All inquiries should be made to the publisher.

Ready-Ed Publications:
info@readyed.com.au
www.readyed.net


Telling Time 1

1. What time is it on these clocks?


a.



b.




c.



2. Draw these times on the clocks below.

a.

half past 8




b.

12:30




c.

six thirty



3. Draw a 'half past' time on the clock below.




4. Draw or write what you would be doing at this time of the day.

Telling Time 2


1. What time is it on these clocks?

a.




7:00

b.




c.



2. Draw these times on the clocks below.


a.

noon




b.

eleven thirty




c.

half past 5



3. Write a 'quarter past' time on the mobile below.




4. Draw or write what you would be doing at this time of the day.


Telling Time 3

1. Match the clocks.


a.




b.



c.



2. Make the time eleven thirty on both the analogue and the digital clock.




3. What can you tell me about the digital and analogue clocks when the time is showing a 'half past' time?


Telling Time 4

1. What time is it on these clocks?


a.




b.



c.




d.



Preview


2. Draw a 'quarter past' time on the clock below. What do you usually do at this time of the day?




Telling Time 5

1. What time is it on these clocks?


a.




b.



c.




d.



Preview

2. Draw a 'quarter to' time on the clock below. What do you usually do at this time of the day?



Answers

Telling Time 1

1. a. 2.30 b. 9.30 c. 5.30



2.
3. Teacher to check.

Telling Time 2

1. a. 7 o'clock b. nine thirty c. five thirty



2.
3. 5.15

Telling Time 3

1. a. 7.30 b. 1.30 c. 10.30



2.
3. Analogue – minute hand (big hand) on 6
Digital – show the hour first and then :30, e.g. 2:30

Telling time 4

- 1) a. 10.15 b. 7.30 c. 2.15 d. 3.30

Telling time 5

1. a. 6.15 b. 10.45 c. 12.30 d. 4.45