

History

Then And Now



For Junior Primary

Contents

Groups Then and Now 1	Page 3
Groups Then and Now 2	Page 4
Toys Then and Now.....	Page 5
From Old to New.....	Page 6
Old and New.....	Page 7
In the Past	Page 8
Chores Then and Now	Page 9
Roles Then and Now 1	Page 10
Roles Then and Now 2	Page 11
Before Electricity 1.....	Page 12
Before Electricity 2	Page 13
Clothes Past and Present 1.....	Page 14
Clothes Past and Present 2	Page 15
Answers	Page 16

Title: **Then And Now** For Junior Primary
Published by **Ready-Ed Publications** © 2019

Taken from: Australian History Series Book 1: Family Life

Author: Lindsay Marsh & Chenelle Davies Illustrators: Alison Mutton, Terry Allen, Melinda Brezmen

Copyright Notice

The purchasing educational institution and its staff have the right to make copies of the whole or part of this book, beyond their rights under the Australian Copyright Act 1968 (the Act), provided that:

1. *The number of copies does not exceed the number reasonably required by the educational institution to satisfy its teaching purposes;*
2. *Copies are made only by reprographic means (photocopying), not by electronic/digital means, and not stored or transmitted;*
3. *Copies are not sold or lent;*
4. *Every copy made clearly shows the footnote, 'Ready-Ed Publications'.*

Any copying of this book by an educational institution or its staff outside of this blackline master licence may fall within the educational statutory licence under the Act.

The Act allows a maximum of one chapter or 10% of the pages of this book, whichever is the greater, to be reproduced and/or communicated by any educational institution for its educational purposes provided that educational institution (or the body that administers it) has given a remuneration notice to Copyright Agency Limited (CAL) under Act.

For details of the CAL licence for educational institutions contact:

Copyright Agency Limited
Level 19, 157 Liverpool Street
Sydney NSW 2000
Telephone: (02) 9394 7600
Facsimile: (02) 9394 7601
E-mail: info@copyright.com.au

Reproduction and Communication by others

Except as otherwise permitted by this blackline master licence or under the Act (for example, any fair dealing for the purposes of study, research, criticism or review) no part of this book may be reproduced, stored in a retrieval system, communicated or transmitted in any form or by any means without prior written permission. All inquiries should be made to the publisher.


Ready-Ed Publications:
info@readyed.com.au
www.readyed.net

Activity


Groups Then and Now 1

The groups that you belong to today may be similar to the groups that your parents or grandparents belonged to.


- Trace around each group in a different colour. Match each group with what they do by colouring the star the same colour.




A football team




A choir




A dance group



A netball team



A school group



Sing



Learn



**Play
football**



Dance








**Play
netball**

- Ask a parent, grandparent or other relative if they were once a member of any of these groups. Place a tick next to the groups that they were members of.

Activity**Groups Then and Now 2**

The groups that you belong to today may be similar to the groups that your parents or grandparents belonged to.

- Write your name in the first column below, then fill out the table by putting a tick next to the groups that you belong to. Do the same for three older people who you know.

	Your Name:	Person 1:	Person 2:	Person 3:
Family Group 				
School Group 				
Sports Group 				
Dance Group 				
Choir Group 				
Other				

Preview


Activity

Toys Then and Now




Some toys that you play with today will be different from the toys that your parents or grandparents played with as children. Some will be similar.


Look at the pictures below and tick one or both of the boxes underneath.




Past
 Present



Past
 Present



Past
 Present




Past
 Present




Past
 Present




Past
 Present




Past
 Present




Past
 Present




Past
 Present



Past
 Present



Past
 Present



Past
 Present

Colour all the toys that you play with.




Activity

From Old to New



You use different objects than your parents and grandparents did when they were children.

- Number each set of pictures below in order (*one being the oldest and four being the newest*).



- Lightly shade the items that you use in red.
- Lightly shade the items that your parents used in blue.
- Lightly shade the items that your grandparents used in yellow.




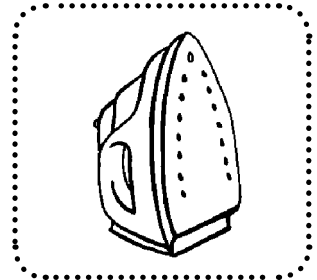



Activity

Old and New



Many of the things that you use and see in your home are different to those that your grandparents and parents used.

Draw lines to match the old and new household objects.




Preview

Activity

In the Past

People live differently now than they did in the past.


- Look at the artefacts from the past below. Your parents or grandparents will most probably have used them. Label each artefact and say how it was used and what has replaced it.



Name: _____

Use: _____

Replacement: _____



Name: _____

Use: _____

Replacement: _____



Name: _____

Use: _____

Replacement: _____



Name: _____

Use: _____

Replacement: _____

Activity

Chores Then and Now



Some chores that we do in the home have changed and some have stayed the same.

Put a tick next to the chores that you do (or help with) at home.



Putting rubbish in the bin.




Helping with the shopping.



Keeping the pets clean and fed.



Watering the plants.




Cleaning the car.



Helping with dishes.

Write some chores that your parents or grandparents did in the past.



- Draw a picture of:

the person (people) who **cooks** the food in your home.

the person (people) who **buys/sources** the food in your home.

the person (people) who **cooked** the food in your mother's/father's home when they were a child.

the person (people) who **bought/sourced** the food in your mother's/father's home when they were a child.

- Ask your grandparents who did the cooking and food shopping in their homes when they were children. Compare your answers with other members in the class.



Roles in the family have changed.

Draw a picture of:

the person (people) who **cleans** your home.

the person (people) who **looks after the children** in your home.

the person (people) who **cleaned** your mother's/father's home when they were a child.

the person (people) who **looked after the children** in your mother's/father's home when they were a child.

Ask your grandparents who cleaned and looked after the children in their homes when they were children. Compare your answers with other members in the class.


Activity

Before Electricity 1



Electricity has changed the way we live.
Homes in the past did not have electricity.

- Draw things that use electricity in the house below.



Discuss how electricity has made household chores much easier for people today.


Activity

Before Electricity 2



Electricity is a resource that we use in our homes today.

- Colour all the things that use electricity in the picture below.



- Draw items that people used in their homes before electricity.

For Light

For Heat

Activity

Clothes Past and Present 1



The clothes that we wear today are different to those that your parents and grandparents wore in the past.

- Look at the people's clothes. Colour the word **past** or **present** under each picture. Cut out each picture and try to put them in order (start with the oldest).



Past

Present



Past

Present



Past

Present




Past

Present

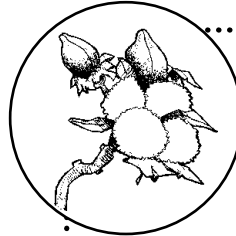


Clothes are usually made from plant and animal sources.

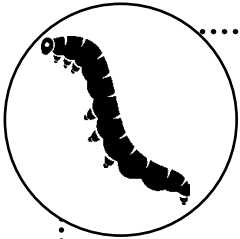
- Today, few of us make our own clothes. We buy them from the shops. What plant and animal sources would be used to make our clothes today? Draw clothes that could be made from the sources.



Sheep



Cotton Plant



Silk Worm



Cow

PREVIEW

- Ask your parents or grandparents if they had to make their own clothes when they were young. Draw them here.

Answers

Groups Then and Now 1 (Page 3)

By asking grandparents which groups they were members of, students should start to become aware that some social groups that exist today, also existed in the past.

Groups Then and Now 2 (Page 4)

The 'other' column should introduce students to some different social groups that existed in the past.

Toys Then and Now (Page 5)

View other pictures of toys from the past and present and identify the material/s that each toy is made from. Discuss the materials that toys of the past were made from (wood, string, etc.) and compare them to the materials used to make toys today (plastic, batteries, etc.).

Useful Website

- ▶ <http://www.mape.org.uk/curriculum/history/toys.htm>. This website presents photographs of toys from 1900 to 1999, and also includes notes for teachers.

Old and New (Page 7)

Discuss with your students how the new objects suit our different lifestyle.

In the Past (Page 8)

You may like to help students think about how the old artefacts suited people's needs at the time and how the replacements suit people's current needs. (Example: need to travel longer distances, need to reach places more quickly.)

Roles Then and Now 1 (Page 10)

Compare students' pictures and talk about the changes that have happened in terms of men's and women's roles in the kitchen and the supermarket today. Talk about how men and children, not just women are sharing the role of cooking, buying/sourcing food today.

Useful Websites

- ▶ <http://www.kraft.com.au/Products/KRAFTHistory/HowPeopleLived/>
An interactive website looking at food and families through the decades.
- ▶ http://www.nma.gov.au/kidz/learn_and_play/
This website includes interactive games from the National Museum of Australia.
- ▶ <http://www.tes.iboard.co.uk/player/index.htm>.
This website provides some interactive activities on toys and transport.

Roles Then and Now 2 (Page 11)

Compare students' drawings and talk about the changes that have happened in terms of men's and women's roles in the home. Talk about how men and women are sharing the roles of cleaning and childcare in the family home today. There may be some men who do all of the cleaning in the family home today and whose role it is to look after the children. Point out that this was not common in the past. The pictures may also show that childcare is partly the responsibility of people outside of the family, more so today than it was years ago.

Before Electricity 1 (Page 12)

Help students compare modern day electrical items with older items (such as the electric and steam iron) and discuss the role of ironing using both items.

Clothes Past and Present 2 (Page 15)

Discuss how common it was for women in the recent past to knit and sew and link this to changing roles. Compare students' pictures.