


Geography

# Water



## For Junior Primary



## Contents

|                                    |        |
|------------------------------------|--------|
| Wasting Water .....                | Page 3 |
| Water Is Precious .....            | Page 4 |
| Reusing And Reducing Water 1 ..... | Page 5 |
| Reusing And Reducing Water 2 ..... | Page 6 |
| Answers.....                       | Page 7 |

Preview

Title: **Water** For Junior Primary  
Published by **Ready-Ed Publications** © 2019  
Taken from: Geography For Australian Students: Year 1  
Author: Lindsay Marsh      Illustrator: Alison Mutton

### Copyright Notice

The purchasing educational institution and its staff have the right to make copies of the whole or part of this book, beyond their rights under the Australian Copyright Act 1968 (the Act), provided that:

1. *The number of copies does not exceed the number reasonably required by the educational institution to satisfy its teaching purposes;*
2. *Copies are made only by reprographic means (photocopying), not by electronic/digital means, and not stored or transmitted;*
3. *Copies are not sold or lent;*
4. *Every copy made clearly shows the footnote, 'Ready-Ed Publications.'*

Any copying of this book by an educational institution or its staff outside of this blackline master licence may fall within the educational statutory licence under the Act.

The Act allows a maximum of one chapter or 10% of the pages of this book, whichever is the greater, to be reproduced and/or communicated by any educational institution for its educational purposes provided that educational institution (or the body that administers it) has given a remuneration notice to Copyright Agency Limited (CAL) under Act.

#### For details of the CAL licence for educational institutions contact:

Copyright Agency Limited  
Level 19, 157 Liverpool Street  
Sydney NSW 2000  
Telephone: (02) 9394 7600  
Facsimile: (02) 9394 7601  
E-mail: [info@copyright.com.au](mailto:info@copyright.com.au)

#### Reproduction and Communication by others

Except as otherwise permitted by this blackline master licence or under the Act (for example, any fair dealing for the purposes of study, research, criticism or review) no part of this book may be reproduced, stored in a retrieval system, communicated or transmitted in any form or by any means without prior written permission. All inquiries should be made to the publisher.

**Ready-Ed Publications:**  
**[info@readyed.com.au](mailto:info@readyed.com.au)**  
**[www.readyed.net](http://www.readyed.net)**

## Activity

# Wasting Water

Water is precious and we should try to save it.

### Saving Water 1

Half-flush the toilet

### Saving Water 2

Take short showers

### Saving Water 3

Do not over-water the garden

### Saving Water 4

Turn off taps when cleaning your teeth

### Saving Water 5

Buy dishwashers and washing machines with 5-stars



- Draw one way to save water. Write a sentence to go with your drawing.

Preview

---


---

## Activity



# Water Is Precious

Water is precious and we should use as little as possible.

1. Write a caption to go with this picture.



2. Place a cross next to the pictures which show people NOT using water sensibly.



## Activity

# Reusing And Reducing Water 1

Water tanks reuse water. We can all save water by having a water tank.

### Fact 1

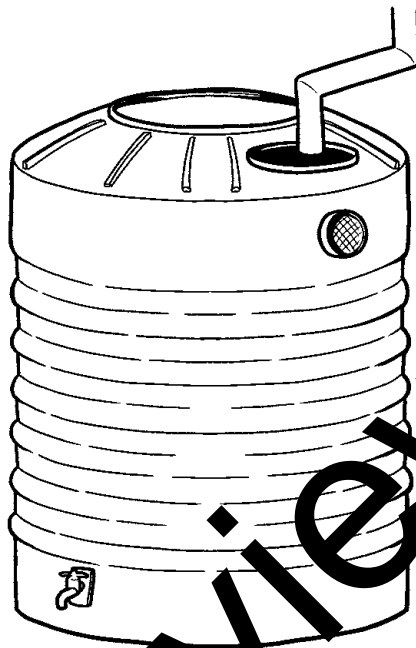
Water tanks catch and store rain water

### Fact 2

The rain water can be used to water plants

### Fact 3

If you look after the water tank, it can provide good drinking water for people and pets



### Fact 4

The rain water can be used to top up the pool

### Fact 5

Having a water tank reduces water bills

### Fact 6

There are different sized water tanks, so you don't need to have a big property to have a water tank

1. We should reduce the amount of water we use. Circle the words that also mean REDUCE.

*SAVE*

*USE MORE*

*USE LESS*

*DECREASE*

*INCREASE*

*CUT DOWN*

2. Use the words below to complete the sentences.

USE AGAIN

USE LESS OF

Reduce means \_\_\_\_\_.

Reuse means \_\_\_\_\_.

3. Do you know anyone who has a water tank?

\_\_\_\_\_

**Activity**

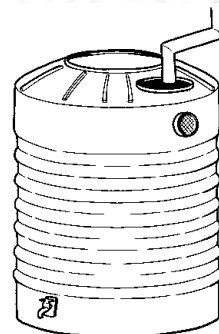


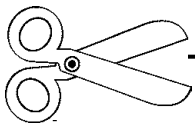
**Reusing And Reducing Water 2**

Cut out and sort the pictures.

**REDUCE**

**REUSE**

Preview



## Answers

### Page 4

2. Students should cross the girl in the bath and the woman watering the plants on a rainy day. The indigenous Australians are sourcing underground water by establishing a soak.

### Page 5

1. Students should circle: SAVE, USE LESS, DECREASE, CUT DOWN
2. Reduce means USE LESS OF.  
Reuse means USE AGAIN.

### Page 6

1. REDUCE: Bear half-flushing the toilet; Bear not having tap running while brushing teeth  
REUSE: Picture of dam; picture of water tank

Preview