

Science

Features Of Living Things



For Middle Primary



Contents

| | |
|------------------------------|--------|
| A Diving Beetle..... | Page 3 |
| The Right Place | Page 4 |
| Classified Information | Page 5 |
| A Garden Family Album..... | Page 6 |
| Bird Watching..... | Page 7 |
| Answers..... | Page 8 |

Preview

Title: **Features Of Living Things** For Middle Primary
 Published by **Ready-Ed Publications** © 2019
 Taken from: **Science In The Garden; More Science In The Garden**
 Author: Lisa Craig Illustrator: Alison Mutton

Copyright Notice

The purchasing educational institution and its staff have the right to make copies of the whole or part of this book, beyond their rights under the Australian Copyright Act 1968 (the Act), provided that:

1. *The number of copies does not exceed the number reasonably required by the educational institution to satisfy its teaching purposes;*
2. *Copies are made only by reprographic means (photocopying), not by electronic/digital means, and not stored or transmitted;*
3. *Copies are not sold or lent;*
4. *Every copy made clearly shows the footnote, 'Ready-Ed Publications.'*

Any copying of this book by an educational institution or its staff outside of this blackline master licence may fall within the educational statutory licence under the Act.

The Act allows a maximum of one chapter or 10% of the pages of this book, whichever is the greater, to be reproduced and/or communicated by any educational institution for its educational purposes provided that educational institution (or the body that administers it) has given a remuneration notice to Copyright Agency Limited (CAL) under Act.

For details of the CAL licence for educational institutions contact:

Copyright Agency Limited
 Level 19, 157 Liverpool Street
 Sydney NSW 2000
 Telephone: (02) 9394 7600
 Facsimile: (02) 9394 7601
 E-mail: info@copyright.com.au

Reproduction and Communication by others


Except as otherwise permitted by this blackline master licence or under the Act (for example, any fair dealing for the purposes of study, research, criticism or review) no part of this book may be reproduced, stored in a retrieval system, communicated or transmitted in any form or by any means without prior written permission. All inquiries should be made to the publisher.

Ready-Ed Publications:
info@readyed.com.au
www.readyed.net

▶ Activity

A Diving Beetle

- Finish drawing the diving beetle with a pencil.



- Label the parts of the beetle with words from the box.

head abdomen thorax antennae mouthparts

- Write out the diving beetle's scientific name.


▶ Activity

The Right Place


■ Put the words in their right place.



Animals/mammals




Tree/plant parts

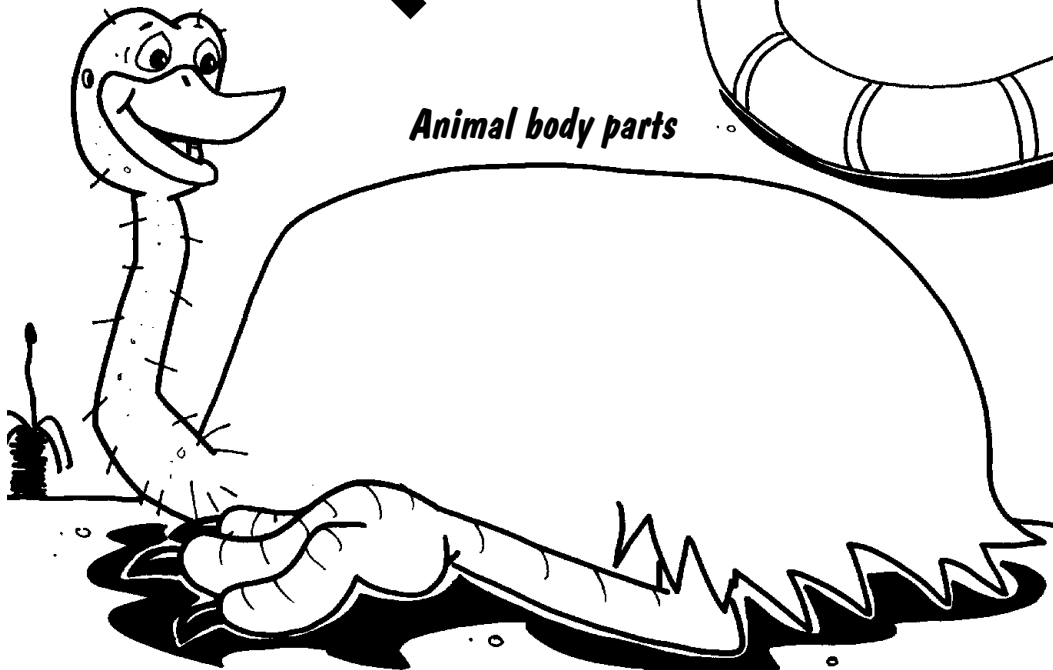


- growl leaf snout tentacles
- purr tweet seed bandicoot
- rat bark echidna possum
- claw shell branch chip
- bat hiss gill flower
- wing bleat mouse fruit

Animal sounds



Animal body parts



▶ Activity

Classified Information



An arthropod fact file researched by _____

I used this website/book for information: _____

| Fact File | |
|-------------------------|----------------------------------|
| Type of arthropod: | |
| Common name: | |
| Habitat: | |
| Diet: | <i>Draw your arthropod here.</i> |
| Life cycle: | |
| More fascinating facts: | |



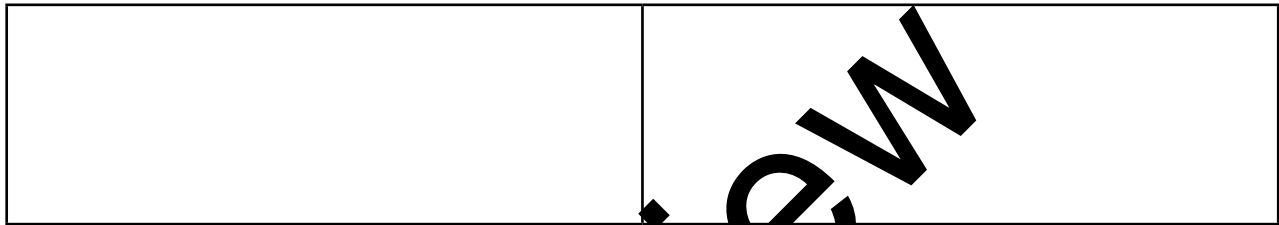


Preview

▶ Activity

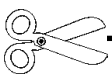
A Garden Family Album



■ Match the animal with its description.



Preview



I come out at night to sing by rubbing my wings together. I eat grass, seeds and dead leaves.

I'm long and thin. I have no eyes. I eat dead leaves to make the soil healthy and fertile.

I am brightly coloured with a round body and strong mouthparts. I eat the pests that can harm the plants.

I have lots of body segments and legs. I live under rocks and leaves. I clean up the dead plants.

▶ Activity

Bird Watching


■ Complete the fact cards of the willy wagtail and the rainbow lorikeet.



Willy Wagtail

Indication of size: 20cm

Scientific name: *Rhipidura leucophrys*



Feet: _____

Colour: _____

Beak: _____

Wings: _____

Feathers: _____

Tail: _____

Eyes: _____


Breast: _____

Diet: _____

Rainbow Lorikeet

Indication of size: 30cm

Scientific name: *Trichoglossus haematodus*



Feet: _____

Colour: _____

Beak: _____

Wings: _____

Feathers: _____

Tail: _____

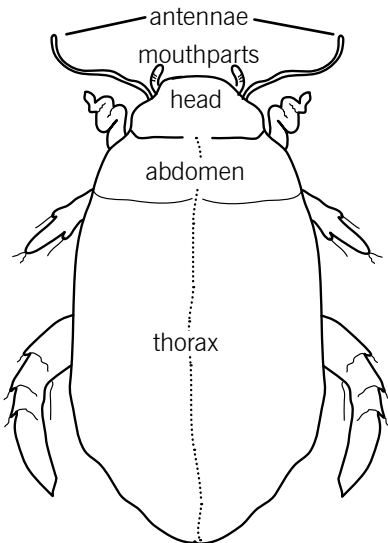
Eyes: _____

Breast: _____

Diet: _____

Answers

Page 3



The scientific name for a diving beetle is *Cybister tripunctatus*.

Page 4

Animals/mammals: rat, bat, echidna, mouse, bandicoot, possum.

Tree/plant parts: leaf, bark, seed, branch, flower, fruit.

Animal sounds: growl, purr, tweet, hiss, bleat, chirp, (bark).

Animal body parts: claw, wing, snail, snout, gill, tentacles.

Page 5

Do the simplified, 'What type of arthropod is it?' test:

Does it have antennae? No (must be an arachnid)/ Yes ↴

Does it have a pair of antennae? No (must be a crustacean)/ Yes ↴

Does it have more than six legs? No (must be an insect)/ Yes ↴

Does it have eighteen or more legs? Yes (must be a myriapod).

Page 6

The earthworm = I'm long and thin.

The cricket = I come out at night to sing.

The millipede = I have lots of body segments.

The ladybird = I am brightly coloured.