


Health

Medicines And Poisons



For Junior Primary



Contents

Medicines 1	Page 3
Medicines 2.....	Page 4
Household Substances	Page 5
Poison Detective	Page 6
Answers.....	Page 7

Preview

Title: **Medicines And Poisons** for Junior Primary
 Published by **Ready-Ed Publications** © 2019
 Taken from: Health For Foundation Level & Health For Years 1-2
 Author: Lindsay Marsh & Miranda Mason Illustrator: Alison Mutton

Copyright Notice

The purchasing educational institution and its staff have the right to make copies of the whole or part of this book, beyond their rights under the Australian Copyright Act 1968 (the Act), provided that:

1. *The number of copies does not exceed the number reasonably required by the educational institution to satisfy its teaching purposes;*
2. *Copies are made only by reprographic means (photocopying), not by electronic/digital means, and not stored or transmitted;*
3. *Copies are not sold or lent;*
4. *Every copy made clearly shows the footnote, 'Ready-Ed Publications.'*

Any copying of this book by an educational institution or its staff outside of this blackline master licence may fall within the educational statutory licence under the Act.

The Act allows a maximum of one chapter or 10% of the pages of this book, whichever is the greater, to be reproduced and/or communicated by any educational institution for its educational purposes provided that educational institution (or the body that administers it) has given a remuneration notice to Copyright Agency Limited (CAL) under Act.

For details of the CAL licence for educational institutions contact:

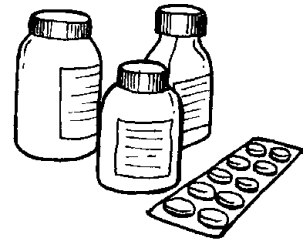
Copyright Agency Limited
 Level 19, 157 Liverpool Street
 Sydney NSW 2000
 Telephone: (02) 9394 7600
 Facsimile: (02) 9394 7601
 E-mail: info@copyright.com.au

Reproduction and Communication by others

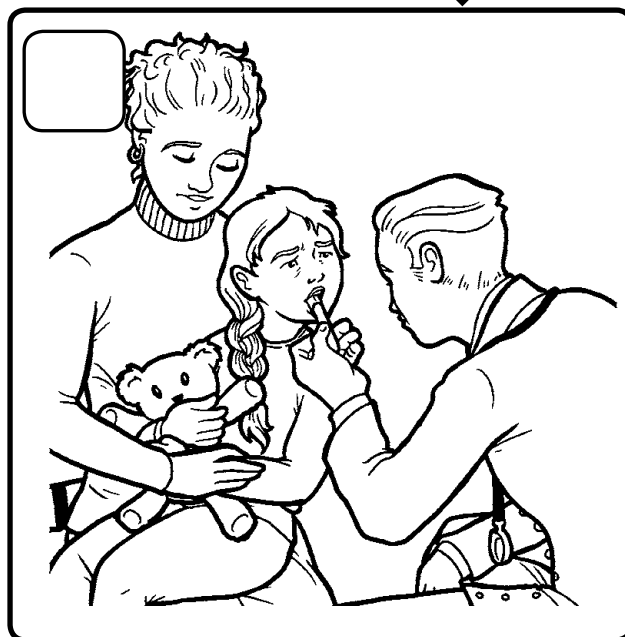

Except as otherwise permitted by this blackline master licence or under the Act (for example, any fair dealing for the purposes of study, research, criticism or review) no part of this book may be reproduced, stored in a retrieval system, communicated or transmitted in any form or by any means without prior written permission. All inquiries should be made to the publisher.

Ready-Ed Publications:
info@readyed.com.au
www.readyed.net

Medicines can be dangerous if they are not taken correctly or when needed. You should only take medicine if a doctor or adult who you trust, tells you that you need it to make you feel better. Sometimes you don't need medicine because sleep and/or water are enough to make you feel better.



Use the numbers 1, 2, 3 and 4 to show the correct order of things to do before you take medicine.




Activity

Medicines 2


If you need medicine, you must make sure that you read the label on the bottle and not take too much. Taking too much medicine or taking medicine when you don't need it can make you very, very sick.



- Use the picture clues to say what you should do before taking medicine.



- It is important that young children who do not understand the dangers of taking medicines cannot reach them. Look at the picture of the bathroom below. Could medicines be stored safely in this bathroom? Give a reason for your answer.



Some substances that you find around the home are poisonous. These are usually cleaning products, or products that you use in the garden to kill insects or weeds. If you get these products on your skin, you could burn yourself. If you swallow any of these products you could find yourself in serious danger.

- Colour the products that are found around the home and are dangerous.




- Copy the words from the poisons which tell you they are dangerous.

- Where should you store dangerous household substances?


Activity

Poison Detective

- Some things can be dangerous to our bodies. Place a cross by the items that you must never put in your mouth. Tick the things that are safe to eat.



- Have a look at the label below. Use a highlighter to identify what tells you that this bottle contains poison and can hurt you.



- Design your own dangerous poison bottle. Include a poison symbol and safety warnings.

Page 3

Before beginning the activity, ask students if they have ever had to take any medicines. You could list the names of some medicines on the board. Talk about the dangers of taking medicine when you do not need it and taking too much medicine (it can make you very sick). Ask the children about the alternatives to taking medicine (rest, drinking water, a lemon drink, etc.). Students should order the pictures: 2,4,3,1

Page 4

This activity sheet teaches the students about the importance of taking and storing medicines correctly. The picture clues tell us to: always read all the instructions on medicine bottles before taking medicines; measure the right amount of medicine for your age/weight; if it is advised – take medicine with food. Students should note that the cabinet in this bathroom does not appear to be a good place to store medicines because it is low down and can be easily accessed by young children. However, if the cabinet is fitted with child locks, then it becomes a suitable storage place. Students might also note that a cabinet placed above the vanity might be a better place to store the medicines.

Page 5

Students should colour all of the products apart from the chocolate cookies, the fruit juice, the dog food and the cake mix. Students should identify the following words: caution, keep out of reach of children, warning, killer, bleach, poison. Places to store household substances: up high, in locked cabinets, and/or in rooms where children are not likely to spend time, i.e. the laundry.

Page 6

Students should cross: the washing powder; the shoe polish; the bleach and the soap. They should tick the other items. Students should highlight the words 'poison' and 'chemical' as well as the skull and crossbones symbol.