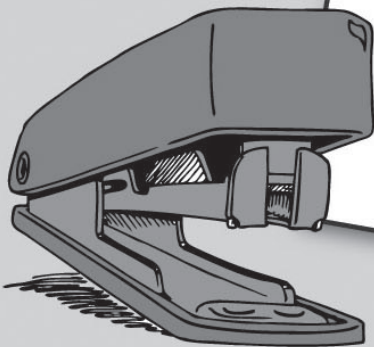


FLIP BOOK PHONICS

Book 2



By Lindsay Marsh

Contents

Teachers' Notes	4	Section Three: Consonant Blends	35
Curriculum Links	5	Making Words With 'bl'	36
Section One: Morphemes	6	Making Words With 'wh'	37
Word Families 1	7	Making Words With 'sl'	38
Word Families 2	8	Making Words With 'dr'	39
Word Families 3	9	Making Words With 'gl'	40
Word Families 4	10	Making Words With 'ch'	41
Word Families 5	11	Making Words With 'fl'	42
Word Families 6	12	Making Words With 'pl'	43
Word Families 7	13	Making Words With 'sh'	44
'Word Families 8	14	Making Words With 'kn'	45
Word Families 9	15	Section Four: Silent Letters	46
Word Families 10	16	Silent Letters 1	47
Word Families 11	17	Silent Letters 2	48
Word Families 12	18	Silent Letters 3	49
Word Families 13	19	Silent Letters 4	50
Word Families 14	20	Answers	51-52
Word Families 15	21		
Word Families 16	22		
Word Families 17	23		
Section Two: Long And Short Vowel Sounds	24		
Odd Sound Out 1 - Letter u	25		
Odd Sound Out 2 - Letter u	26		
Odd Sound Out 3 - Letter a	27		
Odd Sound Out 4 - Letter a	28		
Odd Sound Out 5 - Letter e	29		
Odd Sound Out 6 - Letter e	30		
Odd Sound Out 7 - Letter i	31		
Odd Sound Out 8 - Letter i	32		
Odd Sound Out 9 - Letter o	33		
Odd Sound Out 8 - Letter o	34		

Teachers' Notes

Educators generally agree that giving students a strong knowledge of phonics early in their schooling helps them to become competent readers. This belief is based on research which shows that a sound grasp of phonics enables students to understand unfamiliar words when they encounter them – allowing them to develop into proficient readers.

Recently, the Australian Federal Government has pushed for a renewed focus on phonics and is considering introducing a national phonics check test for students in the early years. This 'renewed focus' is based on the belief that learning to read is not a natural process but rather something that needs to be explicitly taught through an emphasis on connecting sounds with letters.

Flip Book Phonics is a two book series which has been written especially for students in Years 1 and 2 to help them acquire basic phonemic awareness and basic phonemic skills. The cut and staple element of the books is designed to engage students and is a fun feature that will encourage students to enjoy the process of consolidating their phonic knowledge. Students can keep their flip books and use them as a personal reference for revision and clarity.

The activities in the Flip Book Phonics series have been created so that the students can work independently, but each teacher can decide how much scaffolding is needed before distributing the work to their individual students.

There are four sections in this book. Each section focuses on a different skill and curriculum link which is displayed in the footer of each page. Suggested answers can be found at the back of the book.

Word Families 1

Add to the "base" word to create new words. Draw pictures to match. Cut and staple to make a word family flip book.

Do any of these work?

er s ing ed ful est ness y ish d ly less

Example: The base word is:

play



New word is:

played

play _____

play _____

play _____

play _____



Word Families 13

Add to the "base" word to create new words. Draw pictures to match. Cut and staple to make a word family flip book.

Do any of these work?

er s ing ed ful est ness y ish d ly less

Example: The base word is:

quiet



New word is:

quieten

quiet _____

quiet _____

quiet _____

quiet _____



Odd Sound Out 1 - Letter u

Find the word that has a different sound for the letter **u**. Cut and staple to make a flip book.

Example:

| cut
but
| use

The odd sound out is:

use

Example:

gum
gut
duo

The odd sound out is:

Example:

cup
cue
hug

The odd sound out is:



Making words with 'bl'

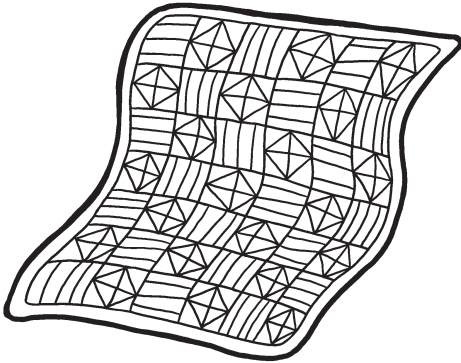
Look at the pictures to write the **bl** words. Make your own **bl** words in the last two boxes. Add pictures. Cut and staple to make a flip book.




bl _____



bl _____



bl _____



bl _____

bl _____

bl _____



Silent Letters 1

Add the missing silent letter to complete each word. Draw a picture to match. Cut and staple to make a flip book.

|

| bom__

__nee

clim__

__not

com__

__nife

