


Ebook Code: REAU8010




All website links included.



# EASTER ONLINE

**Easter-themed teaching suggestions,  
background information  
and activity pages for all primary  
ages.**



# Contents

Teacher Information .....	2
Easter Online Activities to Explore .....	4
Easter Online Activities to Explore .....	5
Using the Recommended Sites .....	6
Recommended Sites 1 (Online Easter Games) .....	7
Recommended Sites 2 (Printable Puzzles and Mazes) .....	8
Recommended Sites 3 (Easter Information) .....	9
Recommended Sites 4 (Easter Graphics) .....	10
Recommended Sites 5 (Easter Stories and Poems) .....	11
Recommended Sites 6 (Easter Craft and Teacher Interest) .....	12
Activity Pages	
Easter Cards .....	14
Online Colouring Book .....	15
Decorate an Easter Egg .....	16
Easter Morning Madness .....	17
The Adventurous Bunny and Easter Island .....	18
Easter Poems and Songs .....	19
The Easter Bunny .....	20
Rabbits and Hares .....	21
Chocolate .....	22
The Easter Research Quiz .....	23
Important Easter Days .....	24
Easter Around the World .....	25
Easter Symbols 1 .....	26
Easter Symbols 2 .....	27
History of the Easter Egg .....	28
The Easter Bilby .....	29
Easter in Other Countries .....	30
Easter Dating Method .....	31
Answers .....	32

# Easter Online Activities to Explore

## Adopt a Chick

Go to... <http://bunnyherolabs.com/adopt/>

Or ... <https://adoptme.fandom.com/wiki/Chick>

This site enables students to make a 'cyber adoption' of a chick or a variety of other animals. Graphics include many different rabbits and an 'adoption certificate' which can be linked to the adoption web site to acknowledge the source of the graphic.

## Easter Crafts

Go to... <https://www.thebestideasforkids.com/easter-crafts-for-kids/>

A page of Easter craft ideas to do with the students in your class. You can make a Paper Bag Bunny or Eggshell Mosaics. A list of links to other craft activities and Easter recipes are included on this page.

## Easter Activities on the Internet

Go to... <https://getsmarts.weebly.com/easter.html>

This site has links to many different craft activities such as Dyeing Eggs - The Natural Way and Making an Easter Wreath. Electronic Easter greetings and postcards can be sent from the links Blue Mountain Arts, 1001 Postcards or Electronic Postcards. There are some wonderful online Easter stories and poems such as 'The Tale of Peter Rabbit' by Beatrix Potter and some information on the history of Easter can be read at the link entitled Carib-Link.

## Easter Clip Art

Go to... <http://clipart-library.com/easter-cliparts.html>

Some wonderful clip art to decorate your web page or your desktop publications. A list of other clip art sites is included at this site. For instructions on how to download the clip art use the help page link.

## Fun Things to Do and Make this Easter

Go to... <https://www.kidsturncentral.com/>

Instructions for a variety of Easter baskets and different ways to decorate eggs are given on this site.



# Easter Cards

## Getting ready to send a virtual Easter card.

- To send a virtual Easter card you will need:
  - A friend's email address to send the Easter card to.
  - An email address to send the card from. (This can be your own e-mail address. If you don't have one use your teacher's or your parents'.)
  - A message to write on your Easter card.

### Complete

I am sending my virtual Easter card to .....

Their email address is .....

My email address is .....

My Easter message to my friend is .....

.....

.....

.....

.....

Go to **Easter Ecards** at... <https://www.got-free-ecards.com/Easter-ecards/>

1. Select and click on one of the Easter cards available.
2. Under "Send our ecard using ..." click on the email symbol.
3. Click the > symbol to activate the card.
4. Complete the message and the various other pieces of information needed.
5. Follow further instructions.

- Complete a picture of your card below to show what the card you are sending to your friend looks like. Colour.




# Easter Morning Madness

## An Easter Story

Go to ... <http://www.readyed.com.au/urls/Easter/eastermm.html>

Read the story 'Easter Morning Madness' at the site. Use the story to do this crossword.



### Across

1. The Easter Bunny's first name
3. It was ..... morning.
5. What Red Robin lives in.
8. Who lives near the meadow?

### Down

2. What Ben Bunny lost.
4. The bird that woke Ben up.
5. What Ben collected.
6. What Edward was watching.
7. Where the eggs were found.

Write a sentence about the picture from the story. Colour in the picture.



# The Easter Bunny

Go to... <http://www.holidays.net/easter/bunny1.htm> to learn all about the Easter Bunny.

Use the information to help you answer these questions.

1. In what country did the bunny first feature as an Easter symbol?

.....

2. What were the first edible bunny rabbits made from?

.....

3. Why do you think the rabbit was chosen as a symbol of Easter?

.....

4. Describe how children would prepare for the arrival of the 'Oschter Haws' or the Easter bunny.

.....

Read the poem of Peter Cottontail on the website. Fill in the missing words in the poem below.



'Here comes ..... Cottontail  
hoppin' down the ..... trail  
Hippity .....  
..... on its way!'



'Oh! Here ..... Peter Cottontail,  
Hoppin' ..... the bunny trail,  
..... hoppity  
Happy ..... day'

Complete the illustration of the poem by adding Peter Cottontail. Colour.

